

# NAVA BHARAT VENTURES LIMITED

NAVA BHARAT CHAMBERS, RAJ BHAVAN ROAD, HYDERABAD - 500 082. TELANGANA, INDIA

NAVA BHARAT

NBV/SECTL/310 /2018-19

August 6, 2018

Listing Department  
National Stock Exchange of India Limited  
Exchange Plaza, 5<sup>th</sup> Floor,  
Plot No.C/1, G Block  
Bandra Kurla Complex, Bandra (E)  
MUMBAI – 400 051  
NSE Symbol : 'NBVENTURES'

Dept.of Corp.Services  
BSE Limited  
Phiroze Jeejeebhoy Towers,  
Dalal Street  
MUMBAI – 400 001

Scrip Code: '513023'/'NBVENTURE'

Dear Sir,

Sub: Outcome of the Board meeting  
Ref: Regulation 30 of SEBI (LODR) Regulations, 2015.  
--000--

This is to inform that the Board of Directors of the Company at its meeting held today (August 06, 2018) has inter-alia approved:

- 1) The Un-audited Financial Results (Standalone and Consolidated) for the quarter ended June 30, 2018, pursuant to Regulation 33 (3) of SEBI (LODR) Regulations, 2015. The statement of financial results along with limited review report is enclosed as **Annexure-1**.
2. Appointment of Mr. Kode Durga Prasad, IPS (Retd.) (DIN: 07946821) as Additional Director on the Board of the Company with effect from August 6, 2018 under the category of "Non-executive and Independent", based on the recommendations of the Nomination and Remuneration Committee.
3. Appointment of Mr. G. P. Kundargi (DIN - 02256516) as Additional Director on the Board of the Company with effect from August 6, 2018 under the category of "Non-executive and Independent", based on the recommendations of the Nomination and Remuneration Committee.


The said directors have no relationship with any member of the Board of directors or Key Managerial Personnel. Brief profiles of the newly appointed directors are enclosed as **Annexure-2**.

The meeting of Board of directors commenced at 12:00 noon and concluded at 3:30 P.M.

This is for your kind information and records please.

Thanking you,

Yours faithfully,  
for NAVA BHARAT VENTURES LTD

  
VSN Raju  
Company Secretary  
& Vice President

## NAVA BHARAT VENTURES LIMITED


Regd. Office: 6-3-1109/1, 'Nava Bharat Chambers', Raj Bhavan Road, Hyderabad - 500 082  
 Corporate Identity Number: L27101TG1972PLC001549; Tel. Nos. 040-23403501/23403540; Fax No. 040-23403013  
 E-mail I.D: secretarial@nbv.in; Website: nbventures.com

## STATEMENT OF UNAUDITED STANDALONE FINANCIAL RESULTS FOR THE QUARTER ENDED JUNE 30, 2018

(Amount in lakhs of ₹ unless otherwise stated)

Sl. No.	Particulars	Quarter ended			Year ended
		30.06.2018 (Unaudited)	31.03.2018 (Audited) Refer note 5	30.06.2017 (Unaudited)	31.03.2018 (Audited)
1	Revenue from operations	32,326.54	40,865.47	29,131.93	130,864.00
2	Other Income	3,258.74	1,358.16	1,105.58	4,647.69
	<b>Total Income (1+2)</b>	<b>35,585.28</b>	<b>42,223.63</b>	<b>30,237.51</b>	<b>135,511.69</b>
3	<b>Expenses</b>				
	(a) Cost of materials consumed	17,813.88	25,572.21	14,366.91	76,649.96
	(b) Central excise duty	-	-	428.45	(89.95)
	(c) Purchases of stock-in-trade	83.56	103.37	88.85	232.93
	(d) Changes in inventories of finished goods, stock-in-trade and work-in-progress	2,551.07	(4,505.38)	5,203.97	429.56
	(e) Manufacturing expenses	1,739.22	3,597.98	1,420.15	8,998.10
	(f) Employee benefits expense	2,353.15	3,008.16	1,855.92	8,980.42
	(g) Finance Costs	453.71	329.89	536.73	1,531.04
	(h) Depreciation and amortisation expense	901.48	1,123.04	806.32	3,743.09
	(i) Other expenses	2,486.52	2,880.23	2,461.85	11,321.56
	<b>Total Expenses</b>	<b>28,382.59</b>	<b>32,109.50</b>	<b>27,169.15</b>	<b>111,796.71</b>
4	<b>Profit before tax (1+2-3)</b>	<b>7,202.69</b>	<b>10,114.13</b>	<b>3,068.36</b>	<b>23,714.98</b>
5	<b>Tax expense:</b>				
	(a) Current tax	2,541.79	3,813.42	689.99	6,773.42
	(b) Deferred tax expense/(benefit), net	92.34	(383.52)	190.51	785.76
6	<b>Profit for the period (4-5)</b>	<b>4,568.56</b>	<b>6,684.23</b>	<b>2,187.86</b>	<b>16,155.80</b>
7	Other Comprehensive Income				
	(i) Items that will not be reclassified to profit or loss, net of income tax	-	11.32	-	11.32
8	<b>Total Comprehensive Income for the period (6+7)</b>	<b>4,568.56</b>	<b>6,695.55</b>	<b>2,187.86</b>	<b>16,167.12</b>
9	Paid-up Equity Share Capital (Face value of ₹ 2/- each)	3,572.77	3,572.77	3,572.77	3,572.77
10	Other equity				273,452.09
11	Earnings per Equity Share (EPES) (Face value of ₹ 2/- each)				
	(a) Basic (refer note 8) (in absolute ₹ terms)	2.75	4.03	1.32	9.74
	(b) Diluted (refer note 8) (in absolute ₹ terms)	2.75	4.03	1.32	9.74

See accompanying notes to the standalone financial results.




Standalone Segment Information

(Amount in lakhs of ₹ unless otherwise stated)

Sl. No.	Particulars	Quarter ended			Year ended
		30.06.2018 (Unaudited)	31.03.2018 (Audited) Refer note 5	30.06.2017 (Unaudited)	31.03.2018 (Audited)
1	<b>Segment Revenue</b>				
	a) Ferro Alloys	20,425.10	26,156.89	20,444.69	90,696.58
	b) Power	13,343.33	17,735.56	12,379.34	56,729.72
	c) Sugar	5,287.03	5,461.69	4,303.38	17,080.22
	d) Unallocated	1,642.68	1,572.10	413.10	4,377.61
	<b>Total</b>	<b>40,698.14</b>	<b>50,926.24</b>	<b>37,540.51</b>	<b>168,884.13</b>
	Less: Inter Segment Revenue	(8,371.60)	(10,060.77)	(8,408.58)	(38,020.13)
	<b>Net Sales/Income from Operations</b>	<b>32,326.54</b>	<b>40,865.47</b>	<b>29,131.93</b>	<b>130,864.00</b>
2	<b>Segment Results (Profit/(Loss) before tax, other income and finance costs from each segment)</b>				
	a) Ferro Alloys	1,725.36	2,660.74	622.57	7,332.51
	b) Power	2,550.42	6,970.89	2,100.60	14,274.39
	c) Sugar	(330.65)	(1,250.21)	689.31	27.76
	d) Unallocated	452.53	704.44	(912.97)	(1,036.33)
	<b>Total</b>	<b>4,397.66</b>	<b>9,085.86</b>	<b>2,499.51</b>	<b>20,598.33</b>
	Less: Finance costs	453.71	329.89	536.73	1,531.04
	Add: Other income	3,258.74	1,358.16	1,105.58	4,647.69
	<b>Total Profit before Tax</b>	<b>7,202.69</b>	<b>10,114.13</b>	<b>3,068.36</b>	<b>23,714.98</b>
3	<b>Segment Assets</b>				
	a) Ferro Alloys	42,268.32	45,477.77	34,646.83	45,477.77
	b) Power	74,925.22	77,139.18	79,899.61	77,139.18
	c) Sugar	13,227.01	17,926.43	14,365.70	17,926.43
	d) Unallocated	192,259.57	185,195.99	180,631.30	185,195.99
	<b>Total</b>	<b>322,680.12</b>	<b>325,739.37</b>	<b>309,543.44</b>	<b>325,739.37</b>
4	<b>Segment Liabilities</b>				
	a) Ferro Alloys	7,715.83	8,242.95	8,668.14	8,242.95
	b) Power	2,232.09	3,820.02	6,540.07	3,820.02
	c) Sugar	1,940.59	6,047.64	2,345.15	6,047.64
	d) Unallocated	29,198.19	30,603.90	27,459.26	30,603.90
	<b>Total</b>	<b>41,086.70</b>	<b>48,714.51</b>	<b>45,012.62</b>	<b>48,714.51</b>

*M*





**Notes:**

- 1 The unaudited standalone financial results for the quarter ended 30 June 2018 were reviewed by the Audit Committee and approved by the Board of Directors of the Company at their meetings held on 4 August 2018 and 6 August 2018, respectively.
- 2 The results for the quarter ended 30 June 2018 presented were subjected to a "Limited Review" by the Statutory Auditors of the Company. An unqualified report was issued by them thereon.
- 3 These results have been prepared in accordance with the recognition and measurement principles laid down in the Ind AS 34, Interim Financial Reporting prescribed under Section 133 of the Companies Act, 2013 read with the relevant rules issued thereunder and other accounting pronouncements generally accepted in India.
- 4 Revenue from operations for the quarters ended 30 June 2018 and 31 March 2018 is not comparable with revenue from operations for the previous periods presented, as the previous periods include amount of excise duty paid on goods sold, whereas taxes paid on sale of goods and services is adjusted against the gross revenue subsequent to implementation of the Goods and Service Tax Act (GST) effective from 1 July 2017.
- 5 The figures of the quarter ended 31 March 2018 are the balancing figures between audited figures in respect of the full financial year and published year to date figures upto the third quarter of the relevant financial year.
- 6 Other income for the quarter ended 30 June 2018 includes gain on foreign currency fluctuations and measurement of derivative contracts to the tune of ₹ 1,147.46 lakhs and ₹847.11 lakhs, respectively.
- 7 Effective 1 April 2018, the Company has adopted Ind AS 115 "Revenue from Contracts with Customers" using the cumulative catch-up transition method. The application of Ind AS 115 did not have any significant impact on the financial results of the Company.
- 8 The EPES for quarters are not annualized.

Place : Hyderabad  
Date : 6 August 2018

By Order of the Board  
For Nava Bharat Ventures Limited

  
D. Ashok  
Chairman



# Walker Chandiook & Co LLP

Walker Chandiook & Co LLP  
(Formerly Walker, Chandiook & Co)  
7th Floor, Block III, White House  
Kundan Bagh, Begumpet  
Hyderabad 500016  
India

T +91 40 6630 8200  
F +91 40 6630 8230

## Independent Auditor's Review Report on Standalone Quarterly Financial Results of the Company Pursuant to the Regulation 33 of the SEBI (Listing Obligations and Disclosure Requirements) Regulations, 2015

### To the Board of Directors of Nava Bharat Ventures Limited

1. We have reviewed the accompanying statement of unaudited standalone financial results ("Statement") of Nava Bharat Ventures Limited ("the Company") for the quarter ended 30 June 2018, being submitted by the Company pursuant to the requirements of Regulation 33 of the SEBI (Listing Obligations and Disclosure Requirements) Regulations, 2015. This Statement is the responsibility of the Company's Management and has been approved by the Board of Directors. Our responsibility is to issue a report on the Statement based on our review.
2. We conducted our review in accordance with the Standard on Review Engagement (SRE) 2410, Review of Interim Financial Information Performed by the Independent Auditor of the Entity, issued by the Institute of Chartered Accountants of India. This standard requires that we plan and perform the review to obtain moderate assurance as to whether the Statement is free of material misstatement. A review is limited primarily to inquiries of company personnel and analytical procedures, applied to financial data and thus provides less assurance than an audit. We have not performed an audit and accordingly, we do not express an audit opinion.
3. Based on our review conducted as above, nothing has come to our attention that causes us to believe that the accompanying Statement prepared in accordance with applicable Indian Accounting Standards specified under Section 133 of the Companies Act, 2013 and SEBI Circulars CIR/CFD/CMD/15/2015 dated 30 November 2015 and CIR/CFD/FAC/62/2016 dated 5 July 2016, and other recognised accounting practices and policies has not disclosed the information required to be disclosed in accordance with the requirements of Regulation 33 of the SEBI (Listing Obligations and Disclosure Requirements) Regulations, 2015, including the manner in which it is to be disclosed, or that it contains any material misstatement.

For Walker Chandiook & Co LLP

Chartered Accountants

Firm Registration No: 001076N/N500013

  
Sanjay Kumar Jain

Partner

Membership No.: 207660

Place : Hyderabad

Date : 6 August 2018



**NAVA BHARAT VENTURES LIMITED**


Regd. Office: 6-3-1109/1, 'Nava Bharat Chambers', Raj Bhavan Road, Hyderabad - 500 082  
Corporate Identity Number: L27101TG1972PLC001549; Tel. Nos. 040-23403501/23403540; Fax No. 040-23403013  
E-mail I.D: secretarial@nbv.in; Website: nbventures.com

**STATEMENT OF UNAUDITED CONSOLIDATED FINANCIAL RESULTS FOR THE QUARTER ENDED JUNE 30, 2018**

(Amount in lakhs of ₹ unless otherwise stated)

Sl. No.	Particulars	Quarter ended			
		30.06.2018 (Unaudited)	31.03.2018 (Audited) Refer note 8	30.06.2017 (Unaudited)	31.03.2018 (Audited)
1	Revenue from operations	74,075.63	88,480.48	36,356.14	234,778.37
2	Other Income	2,423.65	2,877.00	1,737.01	6,938.52
	<b>Total Income (1+2)</b>	<b>76,499.28</b>	<b>91,357.48</b>	<b>38,093.15</b>	<b>241,716.89</b>
3	<b>Expenses</b>				
	(a) Cost of materials consumed	23,784.52	23,570.84	18,347.17	96,213.55
	(b) Excise duty	-	-	428.45	(89.95)
	(c) Purchases of stock-in-trade	83.56	103.37	94.57	242.16
	(d) Changes in inventories of finished goods, work-in-progress and stock-in-trade	4,442.77	2,631.98	5,213.28	5,961.54
	(e) Manufacturing expenses	5,465.21	8,217.81	1,740.69	17,661.43
	(f) Employee benefits expense	4,238.30	5,977.43	2,364.94	14,786.05
	(g) Finance costs	8,623.68	9,000.98	1,220.13	24,633.77
	(h) Depreciation and amortisation expense	6,997.00	7,644.23	2,173.28	22,841.76
	(i) Other expenses	8,507.10	6,728.33	3,696.86	20,704.97
	<b>Total Expenses</b>	<b>62,142.14</b>	<b>63,874.97</b>	<b>35,279.37</b>	<b>202,955.28</b>
4	<b>Profit before tax (1+2-3)</b>	<b>14,357.14</b>	<b>27,482.51</b>	<b>2,813.78</b>	<b>38,761.61</b>
5	<b>Tax expense</b>				
	(a) Current tax, net	2,787.02	5,309.83	891.02	8,624.54
	(b) Deferred tax expense, net	34.90	927.04	13.40	2,339.40
6	<b>Profit for the period (4-5)</b>	<b>11,535.22</b>	<b>21,245.64</b>	<b>1,909.36</b>	<b>27,797.67</b>
7	<b>Net Profit attributable to:</b>				
	- Shareholders of the Company	8,536.38	17,353.77	1,531.24	23,801.78
	- Non-controlling interest	2,998.84	3,891.87	378.12	3,995.89
8	<b>Other Comprehensive Income</b>				
	(i) Items that will not be reclassified to profit or loss, net of income tax	-	11.32	-	11.32
	(ii) Items that will be subsequently reclassified to profit or loss, net of income tax	9,282.99	2,448.04	(771.75)	416.35
9	<b>Total Comprehensive Income for the period (6+8)</b>	<b>20,818.21</b>	<b>23,705.00</b>	<b>1,137.61</b>	<b>28,225.34</b>
10	<b>Total Comprehensive income attributable to:</b>				
	- Shareholders of the Company	16,504.03	18,800.30	1,299.81	23,934.01
	- Non-controlling interest	4,314.18	4,904.70	(162.20)	4,291.33
11	<b>Paid-up Equity Share Capital</b> (Face value of ₹ 2/- each)	<b>3,572.77</b>	<b>3,572.77</b>	<b>3,572.77</b>	<b>3,572.77</b>
12	<b>Other equity</b>				<b>334,895.09</b>
13	<b>Earnings per Equity Share (EPES)</b> (Face value of ₹ 2/- each)				
	(a) Basic (refer note 12) (in absolute ₹ terms)	5.15	10.46	0.92	14.35
	(b) Diluted (refer note 12) (in absolute ₹ terms)	5.15	10.46	0.92	14.35

See accompanying notes to the consolidated financial results.




*Handwritten signature*

## Consolidated Segment Information

(Amount in lakhs of ₹ unless otherwise stated)

Sl. No.	Particulars	Quarter ended			Year ended 31.03.2018 (Audited)
		30.06.2018 (Unaudited)	31.03.2018 (Audited) Refer note 8	30.06.2017 (Unaudited)	
1	<b>Segment Revenue</b>				
	a) Ferro Alloys	20,425.10	26,156.89	20,444.69	90,696.58
	b) Power	55,268.80	65,544.06	17,971.90	156,241.23
	c) Sugar	5,287.04	5,461.69	4,303.38	17,080.22
	d) Mining	4,474.31	7,407.82	2,034.15	20,325.17
	e) Unallocated	4,186.12	1,643.60	2,466.82	6,480.57
	Total	89,641.37	106,214.06	47,220.94	290,823.77
	Less: Inter Segment Revenue	(15,565.74)	(17,733.58)	(10,864.80)	(56,045.40)
	<b>Net Sales/Income from Operations</b>	<b>74,075.63</b>	<b>88,480.48</b>	<b>36,356.14</b>	<b>234,778.37</b>
2	<b>Segment Results (Profit/(Loss) before tax, other income and finance costs from each segment)</b>				
	a) Ferro Alloys	1,725.36	2,660.75	622.57	7,332.52
	b) Power	18,877.25	31,789.55	1,245.55	46,930.27
	c) Sugar	(330.65)	(1,250.21)	689.31	27.76
	d) Mining	522.50	(215.85)	896.63	2,282.70
	e) Unallocated	(237.29)	622.25	(1,157.16)	(116.39)
	Total	20,557.17	33,606.49	2,296.90	56,456.86
	Less: Finance costs	8,623.68	9,000.98	1,220.13	24,633.77
	Add: Other income	2,423.65	2,877.00	1,737.01	6,938.52
	<b>Total Profit before Tax</b>	<b>14,357.14</b>	<b>27,482.51</b>	<b>2,813.78</b>	<b>38,761.61</b>
3	<b>Segment Assets</b>				
	a) Ferro Alloys	42,263.39	45,477.77	34,646.83	45,477.77
	b) Power	664,842.76	627,954.09	599,781.08	627,954.09
	c) Sugar	13,227.01	17,926.43	14,365.70	17,926.43
	d) Mining	89,753.86	87,678.78	83,282.71	87,678.78
	e) Unallocated	47,829.16	44,075.00	99,368.25	44,075.00
	Total	857,916.18	823,112.07	831,444.57	823,112.07
4	<b>Segment Liabilities</b>				
	a) Ferro Alloys	7,715.83	8,242.95	8,668.14	8,242.95
	b) Power	390,206.69	379,091.58	424,561.94	379,091.58
	c) Sugar	1,940.59	6,047.64	2,345.15	6,047.64
	d) Mining	32,664.61	23,579.88	19,745.22	23,579.88
	e) Unallocated	33,959.13	35,822.52	32,426.50	35,822.52
	Total	466,486.85	452,784.57	487,746.95	452,784.57



**Notes:**


- 1 The unaudited consolidated financial results for the quarter ended 30 June 2018 were reviewed by the Audit Committee and approved by the Board of Directors of the Company at their meetings held on 4 August 2018 and 6 August 2018, respectively.
- 2 The consolidated results for the quarter ended 30 June 2018 presented were subjected to a "Limited Review" by the Statutory Auditors of the Company. An unqualified report was issued by them thereon.
- 3 These consolidated results have been prepared in accordance with the recognition and measurement principles laid down in the Ind AS 34, Interim Financial Reporting prescribed under Section 133 of the Companies Act, 2013 read with the relevant rules issued thereunder and other accounting pronouncements generally accepted in India.
- 4 In 2006, Nava Bharat Projects Limited (NBPL), a subsidiary of the Company, had set up a joint venture Company, Navabharat Power Private Limited (NPPL), duly represented then by the Director of the Company as the Non-Executive Chairman, for setting up a 1040 MW Thermal Based Power Generating Facility in the state of Odisha. During the process of Project implementation, NPPL obtained various key clearances which included Coal Linkage from Mahanadi Coalfields Limited along with allotment of a captive coal block to be shared with other Power Generators. However, due to a stalemate in the management of NPPL, the investments made by NBPL in NPPL were disposed-off in tranches by the year ended 31 March 2012 for a post tax consideration of ₹14,800 lakhs.

During the year ended 31 March 2013, based on the Comptroller and Auditor General of India's Report, a complaint was lodged with the Central Vigilance Commission (CVC) by certain Public Representatives alleging certain misrepresentation in the allotment of coal blocks in the State of Odisha thereby leading to an investigation being conducted by the Central Bureau of Investigation (CBI) and the Enforcement Directorate of the Government of India on the coal blocks then allotted to NPPL. On the basis of the investigations conducted by the CBI, charge sheets were filed in this regard vide order dated 28 July 2015. However, pending conclusion of the proceedings, the Enforcement Directorate (ED) vide its Provisional Attachment Order dated 22 July 2014 attached the entire equity shares held by NBPL in NBEIL to the extent of ₹13,859 lakhs, being equivalent to the proceeds from sale of NBPL's stake in NPPL, net of income taxes. Further, the ED issued an order dated 9 July 2015 to NBPL requesting to transfer entire the shareholding of NBPL in NBEIL. In this regard, the Company obtained a stay order from the Appellate Tribunal. Further, during the year ended 31 March 2018, the management has made certain representations to the ED by offering alternative assets which are valued at the aforesaid amounts in lieu of the investments in NBEIL, which is pending for adjudication as at 30 June 2018. The management, on the basis of its internal assessment of the facts of the case, is of the view that the charges alleged and levied by the CBI are not tenable in law and is confident of resolving the case in favour of the Company. The matter is currently sub-judice with the Special Court of CBI and there have been no further developments on the same during the quarter ended 30 June 2018.

- 5 In 2007, the Brahmani Infratech Private Limited (BIPL), a subsidiary of the Company, was allotted 250 Acres of land by Andhra Pradesh Industrial Infrastructure Corporation Limited (APIIC) to develop 150 Acres as Special Economic Zone (SEZ) area and 100 Acres as Non-SEZ area with the agreed project completion date of 6 November 2012. BIPL had also paid an amount of ₹5,000.00 lakhs as security deposit to APIIC in relation to the said allotment. BIPL had simultaneously entered into a development Agreement with Mantri Technology Parks Private Limited (MTPPL), Bangalore (appointed as Codeveloper) for the development of 238 Acres (including IT/ITES SEZ in 150 Acres) of the land so allotted, against which a security deposit of ₹3,000.00 lakhs was duly collected. However, owing to certain delays in development of the project, BIPL had made a representation to APIIC seeking an approval for extending the project completion date to November 2021, which was pending from the authorities concerned. In the meantime, the Codeveloper vide a letter dated 2 May 2012 opted for termination of the aforesaid Development agreement with a request to refund the security deposit paid by it. BIPL had consequently, sought necessary approvals from APIIC towards termination of the aforesaid land allotment and the development work along with the refund of security deposit paid by it to the tune of ₹4,975.00 lakhs, subsequent to adjustment of certain charges by APIIC.


However, aggrieved by the action of the codeveloper and the status of the work executed, BIPL had served the notice of forfeiture of the security deposit made by the Codeveloper alleging non-compliance with the terms of the development agreement. Aggrieved by the same, MTPPL had initiated necessary arbitration proceedings against BIPL, which were duly decided by the arbitrator partly in favour of BIPL and partly in favour of MTPPL. Pursuant to the said order, MTPPL was entitled to receive the security deposit paid by it, along with certain reimbursement for the costs incurred by it and interest at agreed rates on the security deposit made by it, while BIPL was entitled to receive certain fixed sums towards loss of profits on account of premature termination of the development agreement by MTPPL along with interest at agreed rates from the date of order until the date of payment.


Aggrieved by the aforesaid order of the arbitrator, BIPL and MTPPL, have filed necessary appeals with the City Civil Court of Hyderabad alleging certain prima facie deviations and inconsistencies in the order. Further, MTPPL has also filed a petition with the above said City Civil Court seeking necessary directions to direct BIPL to restrain from utilisation of amounts aggregating to ₹4,975.00 lakhs, representing refunds received from APIIC. Pending disposal of these matters with the judiciary, the management on the basis of its internal assessment of the facts of the case is confident of settling these cases in favour of BIPL. There have been no further developments on the same during the quarter ended 30 June 2018.



- 6 During the quarter ended 30 June 2018, Nava Bharat Projects Limited, a subsidiary of the Company, had acquired 100% of the equity share capital of A9 Realty Private Limited from its erstwhile shareholders pursuant to an agreement dated 5 May 2018. Accordingly, the financial results of the said company has been consolidated with effect from the aforesaid date in accordance with the accounting principles generally accepted in India. Further, subsequent to the quarter ended 30 June 2018, the management of Nava Bharat Projects Limited has filed a Scheme of Amalgamation with the Regional Director, Ministry of Corporate Affairs, for merger of A9 Realty Private Limited with Nava Bharat Projects Limited with an appointed date of 1 July 2018, which is pending for approval from the concerned authorities.
- 7 Maamba Collieries Limited, one of the subsidiary of the Company, had commenced commercial operations of its 300 MW Thermal power Generation Facility with effect from 27 July 2017. Accordingly, financial information for the quarter ended 30 June 2017 is not comparable with the financial information for the quarters ended 30 June 2018 and 31 March 2018 and the year ended 31 March 2018 to this extent.
- 8 The figures of the quarter ended 31 March 2018 are the balancing figures between audited figures in respect of the full financial year and published year to date figures upto the third quarter of the relevant financial year.
- 9 Revenue from operations for the quarters ended 30 June 2018 and 31 March 2018 is not comparable with revenue from operations for the previous periods presented, as the previous periods include amount of excise duty paid on goods sold, whereas taxes paid on sale of goods and services is adjusted against the gross revenue subsequent to implementation of the Goods and Service Tax Act (GST) effective from 1 July 2017.
- 10 Effective 1 April 2018, the Company has adopted Ind AS 115 "Revenue from Contracts with Customers" using the cumulative catch-up transition method. The application of Ind AS 115 did not have any significant impact on the financial results of the Company.
- 11 Owing to a significant appreciation in the United States Dollars, the other comprehensive income for the quarter ended 30 June 2018 includes the foreign currency translation gain on conversion of the financial information of the overseas subsidiaries of the Company from their functional currency to the Indian Rupee to the tune of ₹9,282.99 lakhs. These amounts will be subsequently reclassified to profit or loss on disposal of the subsidiaries.
- 12 The EPES for quarters are not annualized.

Place : Hyderabad  
Date : 6 August 2018

By Order of the Board  
For Nava Bharat Ventures Limited  
  
D. Ashok  
Chairman



# Walker Chandiook & Co LLP

**Walker Chandiook & Co LLP**  
(Formerly Walker, Chandiook & Co)  
7th Floor, Block III, White House  
Kundan Bagh, Begumpet  
Hyderabad 500016  
India

T +91 40 6630 8200  
F +91 40 6630 8230

## **Independent Auditor's Review Report on Consolidated Quarterly Financial Results of the Company Pursuant to the Regulation 33 of the SEBI (Listing Obligations and Disclosure Requirements) Regulations, 2015**

### **To the Board of Directors of Nava Bharat Ventures Limited**

1. We have reviewed the accompanying statement of unaudited consolidated financial results ('Statement') of Nava Bharat Ventures Limited ('the Company') and its subsidiaries (the Company and its subsidiaries together referred to as 'the Group'), for the quarter ended 30 June 2018, being submitted by the Company pursuant to the requirements of Regulation 33 of the SEBI (Listing Obligations and Disclosure Requirements) Regulations, 2015. This Statement is the responsibility of the Company's management and has been approved by the Board of Directors. Our responsibility is to issue a report on the Statement based on our review.
2. This statement includes the results of the following subsidiaries:
  - a) Nava Bharat Energy India Limited, India
  - b) Nava Bharat Projects Limited, India
  - c) Brahmani Infratech Private Limited, India
  - d) A9 Realty Private Limited, India
  - e) Maamba Collieries Limited, Zambia
  - f) Nava Energy Zambia Limited, Zambia
  - g) Kawambwa Sugar Limited, Zambia
  - h) Nava Bharat (Singapore) Pte. Limited, Singapore
  - i) Nava Energy Pte. Limited, Singapore
  - j) Nava Agro Pte. Limited, Singapore
  - k) Nava Holding Pte. Limited, Singapore
  - l) Tiash Pte. Limited, Singapore
  - m) Compai Pharma Pte. Limited, Singapore
  - n) TIS Pte. Limited, Singapore
  - o) The Iron Suites Pte., Singapore
  - p) Compai Healthcare Sdn. Bhd, Malaysia
  - q) NB TanAgro Limited, Tanzania
  - r) NB Rufiji Private Limited, Tanzania



Chartered Accountants

Offices in Bengaluru, Chandigarh, Chennai, Gurgaon, Hyderabad, Kochi, Kolkata, Mumbai, New Delhi, Noida and Pune

Walker Chandiook & Co LLP is registered with limited liability with identification number AAC-2085 and its registered office at L-41 Connaught Circus, New Delhi, 110001, India

# Walker Chandiook & Co LLP

3. We conducted our review in accordance with the Standard on Review Engagement (SRE) 2410, Review of Interim Financial Information Performed by the Independent Auditor of the Entity, issued by the Institute of Chartered Accountants of India. This standard requires that we plan and perform the review to obtain moderate assurance as to whether the Statement is free of material misstatement. A review is limited primarily to inquiries of company personnel and analytical procedures, applied to financial data and thus provides less assurance than an audit. We have not performed an audit and accordingly, we do not express an audit opinion.
4. Based on our review conducted as above and upon consideration of the management certified financial results, nothing has come to our attention that causes us to believe that the accompanying Statement prepared in accordance with applicable Indian Accounting Standards specified under Section 133 of the Companies Act, 2013 and SEBI Circulars CIR/CFD/CMD/15/2015 dated 30 November 2015 and CIR/CFD/FAC/62/2016 dated 5 July 2016, and other recognised accounting practices and policies has not disclosed the information required to be disclosed in accordance with the requirements of Regulation 33 of the SEBI (Listing Obligations and Disclosure Requirements) Regulations, 2015, including the manner in which it is to be disclosed, or that it contains any material misstatement.
5. We draw attention to:
  - i) note 4 to the consolidated financial results describing the uncertainty over the outcome of proceedings between the Central Bureau of Investigation and the Enforcement Directorate, Government of India and one of the subsidiary of the Company, Nava Bharat Projects Limited;
  - ii) note 5 to the consolidated financial results which describes the uncertainty related to the outcome of the lawsuit filed against the subsidiary of the Company, Brahmani Infratech Private Limited;

Our review report is not qualified in respect of these matters.

6. We did not review the financial results of fifteen subsidiaries included in the Statement whose financial results reflect total revenues of ₹38,749.36 lakhs for the quarter ended 30 June 2018 and net profit (including other comprehensive income) of ₹8,951.88 lakhs for the quarter ended 30 June 2018. These financial results have been prepared and furnished to us by the management and our opinion on the consolidated financial results, in so far as it relates to the amounts included in respect of these subsidiaries, are based solely on such unaudited/unreviewed financial results/information.

Our review report on the consolidated financial results is not modified in respect of the above matter with respect to our reliance on the financial results/financial information certified by the management.

For Walker Chandiook & Co LLP

Chartered Accountants

Firm Registration No: 001076N/N500013

  
Sanjay Kumar Jain

Partner

Membership No.: 207660

Place: Hyderabad

Date: 6 August 2018



## Annexure-2

**Brief Profile of Mr. Kode Durga Prasad IPS (Retd.) (DIN: 07946821)**

Mr. Kode Durga Prasad is a Commerce Graduate, who joined Indian Police Service in 1981 in the undivided Andhra Pradesh Cadre. Later, on the division of the State in 2014, he was allotted to Telangana Cadre.


He served with distinction in various fields, such as Law and Order, Training, Provisioning, Anti-naxal operations, Vigilance in Energy Sector, Intelligence in the State Police and in VIP Protection and Para Military Forces in the Central Government.

He is an Indian police service officer (Retd.). He served in several government departments including Law and Order, State Intelligence, Anti-naxal operations, Training and Administration, Vigilance, State Electricity Transmission Corporation in Andhra Pradesh and in Special Protection Group and Central Reserve Police Force at the Centre.

He was recognized with the:-

- a) Indian police Medal for Meritorious Service- 2002.
- b) Antrik Suraksha Seva Medal - 2002.
- c) Presidents Police Medal for Distinguished Services - 2010.
- d) S.P.G. Medal - 2014.

Presently he is serving as Advisor, Home Government of Andhra Pradesh for laying roads in interior-Naxal affected agency areas and is one of the Independent Directors of 'CCL Products (India) Limited', a Company listed on both NSE and BSE.



**Brief Profile of Mr. GP Kundargi (DIN - 02256516)**

Mr. GP Kundargi is a Master Degree holder in Mineral Processing (M.Tech.) from Karnataka University.

He held key positions in various capacities in Manganese Ore India Limited (MOIL) a Schedule-A Central Public Sector Enterprises (CPSE) under the Ministry of Steel, Govt of India and retired as CMD of MOIL. He has experience in all areas of corporate management of a large CPSE.

He is specialized in the areas of Metal Mining (both opencast and underground), Mineral Processing, Research and Technical Operations, Mining Lease matters, etc.

He was recognized with the:-

- a) Life Time Achievement Award by Indian Mining & Engineering Journal.
- b) Performance Excellence Award 2013 (Individual) by Indian Institution of Industrial Engineering (IIIE).
- c) National Safety Award.
- d) National Quality Circle Award
- e) Honored as a finalist at the prestigious CNBC Asia Business Leaders Awards amongst the top 70 business leaders across Asia
- f) Elected as a Member of the Supervisory Board of International Manganese Institute (IMnI), Paris
- g) Nominated as Member of the International Scientific Advisory Committee of World Mining Congress 2016.

Presently he is one of the Independent Directors of 'The Sandur Manganese And Iron Ores Limited', a Company listed on BSE.

