

NAVA BHARAT VENTURES LIMITED

NAVA BHARAT CHAMBERS, RAJ BHAVAN ROAD, HYDERABAD-500082, TELANGANA, INDIA

NAVA BHARAT

NBV/SECTL/62 /2020-21

July 8, 2020

National Stock Exchange of India Limited
Exchange Plaza, 5th Floor,
Plot No.C/1, G Block
Bandra Kurla Complex, Bandra (E)
MUMBAI – 400 051
NSE Symbol : 'NBVENTURES'

Department of Corp.Services
BSE Limited
Phiroze Jeejeebhoy Towers,
Dalal Street
MUMBAI – 400 001
Scrip Code : '513023'/'NBVENTURE'

Dear Sir,

Sub: Shareholding pattern for the quarter ended June 30, 2020.


--o0o--

Please find enclosed the shareholding pattern as on June 30, 2020, pursuant to Regulation 31 of SEBI (Listing Obligations and Disclosure Requirements) Regulations, 2015 in the prescribed format, for your kind information and records.

Thanking you,

Yours faithfully
for Nava Bharat Ventures Limited

VSN Raju
Company Secretary
& Vice President



Encl: as above.

Shareholding Pattern for Q1 ended on June 30, 2020

1	Name of Listed Entity	Nava Bharat Ventures Limited	
2	Scrip Code/Name of Scrip/Class of Security	NSE: 'NBVENTURES'/EQUITY	
		BSE: '513023'/'NBVENTURES'/EQUITY	
3	Shareholding Pattern Filed under Reg.31(1)(a)/Reg.31(1)(b)/Reg.31(1) (c)	Regulation 31(1)(b)	
	a. If under 31(1)(b) then indicate the report for Quarter ending	Quarter ending June 30, 2020	
	b. If under 31(1)(c) then indicate date of allotment/extinguishment	Not Applicable	
4	Declaration: The Listed entity is required to submit the following declaration to the extent of submission of information:		
	Particulars	Yes	No
	1. Whether the Listed Entity has issued any partly paid up shares?		No
	2. Whether the Listed Entity has issued any Convertible Securities or Warrants?		No
	3. Whether the Listed Entity has any shares against which depository receipts are issued?		No
	4. Whether the Listed Entity has any shares in locked-in?		No
	5. Whether any shares held by promoters are pledged or otherwise encumbered?		No
5	The tabular format for disclosure of holding of specified securities is as follows:-		




Table I - Summary Statement holding of specified securities

Category	Category of Shareholder	Nos. of Shareholders	No. of fully paid-up Equity Shares held	Partly paid-up Equity Shares held	Nos. of Shares underlying Depository Receipts	Total Nos. shares held	Shareholding of % calculated as per SCRR, 1957	Number of Voting Rights held in each class of securities				No. of Shares underlying Outstanding Convertible Securities (including Warrants)	Shareholding as a % assuming full conversion of convertible securities (as a % of diluted share capital)	Number of Locked in Shares		Number of shares pledged otherwise encumbered		Number of Equity Shares held in dematerialized form
								No. of Voting Rights			Total as a % of (A+B+C)			(a)	total shares held (b)	(a)	total shares held (b)	
								Class Equity	Class Pref.	Total								
(I)	(II)	(III)	(IV)	(V)	(VI)	(VII) = (IV) + (V) + (VI)	(VIII) As a % of (A+B+C2)	(IX)				(X)	(XI) = (VII)+(X) As a % of (A+B+C2)	(XII)		(XIII)		(XIV)
(A)	Promoter & Promoter Group	17	81,591,321	0	0	81,591,321	46.30	81,591,321	0	81,591,321	46.30	0	46.30	0	0.00	0	0.00	81,591,321
(B)	Public	26,491	91,825,699	0	0	91,825,699	52.11	91,825,699	0	91,825,699	52.11	0	52.11	0	0.00		NA	90,899,519
(C)	Non Promoter - Non Public																NA	
(C1)	Shares underlying DRs	0	0	0	0	0	NA	0	0	0	0.00	0	NA	0	0.00		NA	0
(C2)	Shares held by Employee Trusts	1	2,800,000	0	0	2,800,000	1.59	2,800,000	0	2,800,000	1.59	0	1.59	0	0.00		NA	2,800,000
	Total	26,509	176,217,020	0	0	176,217,020	100.00	176,217,020	0	176,217,020	100.00	0	100.00	0	0.00	0	0	175,290,840




Table II - Statement showing shareholding pattern of the Promoter and Promoter Group

	Category & Name of the Shareholder	PAN	No. of shareholders	No. of fully paid-up Equity Shares held	Partly paid-up Equity Shares held	Nos. of Shares underlying Depository Receipts	Total Nos. shares held	Shareholding of % calculated as per SCRR, 1957	Number of Voting Rights held in each class of securities				No. of Shares underlying Outstanding Convertible Securities (including Warrants)	Shareholding as a % assuming full conversion of convertible securities (as a % of diluted share capital)	Number of Locked in Shares		Number of shares pledged otherwise encumbered		Number of Equity Shares held in dematerialized form
									No. of Voting Rights			Total as a % of Total Voting rights			No.	As a % of total shares held	No.	As a % of total shares held	
									Class Equity	Class Pref.	Total								
	(I)	(II)	(III)	(IV)	(V)	(VI)	(VII = IV+V+VI)	(VIII)	(IX)				(X)	(XI) = (VII) + (X) As a % of A+B+C2	(XII)		(XIII)		(XIV)
(1)	Indian																		
(a)	Individuals/Hindu Undivided Family		10	31,891,223	0	0	31,891,223	18.10	31,891,223	0	31,891,223	18.10	0	18.10	0	0.00	0	0.00	31,891,223
	Name :																		
	Mr. Ashok Devineni	ABVPD5737F		2,226,000	0	0	2,226,000	1.26	2,226,000	0	2,226,000	1.26	0	1.26	0	0.00	0	0.00	2,226,000
	Mrs. Ramaa Devineni	ACGPD0277Q		523,230	0	0	523,230	0.30	523,230	0	523,230	0.30	0	0.30	0	0.00	0	0.00	523,230
	Mr. Ashwin Devineni	AFKPD8669R		4,172,789	0	0	4,172,789	2.37	4,172,789	0	4,172,789	2.37	0	2.37	0	0.00	0	0.00	4,172,789
	Mr. Devineni Nikhil	AMWPD4181F		2,550,000	0	0	2,550,000	1.45	2,550,000	0	2,550,000	1.45	0	1.45	0	0.00	0	0.00	2,550,000
	Mrs. Devineni Bhaktapriya	ACYPD2219G		9,802,900	0	0	9,802,900	5.56	9,802,900	0	9,802,900	5.56	0	5.56	0	0.00	0	0.00	9,802,900
	Dr. Rajasekhar Devineni jointly with Mr. Ashok Devineni	AAKPD7740C		15,630	0	0	15,630	0.01	15,630	0	15,630	0.01	0	0.01	0	0.00	0	0.00	15,630
	Mrs. Nilima Alluri	AAKPA8609F		1,050,000	0	0	1,050,000	0.60	1,050,000	0	1,050,000	0.60	0	0.60	0	0.00	0	0.00	1,050,000
	Mr. Trivikrama Prasad Pinnamaneni	AENPP0497F		3,850,488	0	0	3,850,488	2.19	3,850,488	0	3,850,488	2.19	0	2.19	0	0.00	0	0.00	3,850,488
	Mr. Trivikrama Prasad Pinnamaneni (HUF)	AAGHP6929M		702,630	0	0	702,630	0.40	702,630	0	702,630	0.40	0	0.40	0	0.00	0	0.00	702,630
	Mrs. Rajashree Pinnamaneni	AAOPP2417L		6,997,556	0	0	6,997,556	3.97	6,997,556	0	6,997,556	3.97	0	3.97	0	0.00	0	0.00	6,997,556
(b)	Central Government/State Government(s)		0	0	0	0	0	0.00	0	0	0	0.00	0	0.00	0	0.00	0	0.00	0
(c)	Financial Institutions/Banks		0	0	0	0	0	0.00	0	0	0	0.00	0	0.00	0	0.00	0	0.00	0
(d)	Any Other(specify)																		
	Name :																		
	(i) Bodies Corporate		6	39,753,078	0	0	39,753,078	22.56	39,753,078	0	39,753,078	22.56	0	22.56	0	0.00	0	0.00	39,753,078
	Nav Developers Limited	AAACN7350B		16,093,517	0	0	16,093,517	9.13	16,093,517	0	16,093,517	9.13	0	9.13	0	0.00	0	0.00	16,093,517
	A.N.Investments Private Limited	AABCA9109Q		9,479,825	0	0	9,479,825	5.38	9,479,825	0	9,479,825	5.38	0	5.38	0	0.00	0	0.00	9,479,825
	S.R.T.Investments Private Limited	AACCS8358J		7,319,756	0	0	7,319,756	4.15	7,319,756	0	7,319,756	4.15	0	4.15	0	0.00	0	0.00	7,319,756
	A9 Homes Private Limited	AAECM5096P		2,414,000	0	0	2,414,000	1.37	2,414,000	0	2,414,000	1.37	0	1.37	0	0.00	0	0.00	2,414,000
	V9 Avenues Private Limited	AAECM4722C		2,219,980	0	0	2,219,980	1.26	2,219,980	0	2,219,980	1.26	0	1.26	0	0.00	0	0.00	2,219,980
	AV Dwellings Private Limited	AAECM4721B		2,226,000	0	0	2,226,000	1.26	2,226,000	0	2,226,000	1.26	0	1.26	0	0.00	0	0.00	2,226,000
	(ii) Trust		1	9,947,020	0	0	9,947,020	5.64	9,947,020	0	9,947,020	5.64	0	5.64	0	0.00	0	0.00	9,947,020
	Name :																		
	Nav Energy Private Limited (Holding Shares of the Company [NBVL] for the benefit of the Company [NBVL])	AABCN3524A		9,947,020	0	0	9,947,020	5.64	9,947,020	0	9,947,020	5.64	0	5.64	0	0.00	0	0.00	9,947,020
	Sub-Total(A)(1)		17	81,591,321	0	0	81,591,321	46.30	81,591,321	0	81,591,321	46.30	0	46.30	0	0.00	0	0.00	81,591,321
(2)	Foreign																		
(a)	Individuals (Non- Resident Individuals/ Foreign Individuals)		0	0	0	0	0	0.00	0	0	0	0.00	0	0.00	0	0.00	0	0.00	0
(b)	Government		0	0	0	0	0	0.00	0	0	0	0.00	0	0.00	0	0.00	0	0.00	0
(c)	Institutions		0	0	0	0	0	0.00	0	0	0	0.00	0	0.00	0	0.00	0	0.00	0
(d)	Foreign Portfolio Investor		0	0	0	0	0	0.00	0	0	0	0.00	0	0.00	0	0.00	0	0.00	0
(e)	Any Other (Specify)		0	0	0	0	0	0.00	0	0	0	0.00	0	0.00	0	0.00	0	0.00	0
	Sub-Total (A)(2)		0	0	0	0	0	0.00	0	0	0	0.00	0	0.00	0	0.00	0	0.00	0
	Total Shareholding of Promoter and Promoter Group A = (A)(1) + (A)(2)		17	81,591,321	0	0	81,591,321	46.30	81,591,321	0	81,591,321	46.30	0	46.30	0	0.00	0	0.00	81,591,321




Table III - Statement showing shareholding pattern of the Public Shareholder

	Category & Name of the Shareholder	PAN	No. of shareholders	No. of fully paid-up Equity Shares held	Partly paid-up Equity Shares held	Nos. of Shares underlying Depository Receipts	Total Nos. shares held	Shareholding of % calculated as per SCRR, 1957	Number of Voting Rights held in each class of securities			No. of Shares underlying Outstanding Convertible Securities (including Warrants)	Shareholding as a % assuming full conversion of convertible securities (as a % of diluted share capital)	Number of Locked in Shares		Number of shares pledged otherwise encumbered		Number of Equity Shares held in dematerialized form	
									No. of Voting Rights					Total as a % of Total Voting rights	No.	As a % of total shares held	No.		As a % of total shares held
									Class Equity	Class Pref.	Total								
(I)	(II)	(III)	(IV)	(V)	(VI)	(VII = IV+V+VI)	(VIII)	(IX)			(X)	(XI) = (VII) + (X) As a % of A+B+C2	(XII)		(XIII)	(XIV)			
(1)	Institutions																		
(a)	Mutual Funds		6	15,739,253	0	0	15,739,253	8.93	15,739,253	0	15,739,253	8.93	0	8.93	0	0.00	NA	15,739,253	
	Name (Holding above 1%)																NA		
	UTI Core Equity Fund	AAATU1088L	1	6,273,867	0	0	6,273,867	3.56	6,273,867	0	6,273,867	3.56	0	3.56	0	0.00		6,273,867	
	IDFC Core Equity Fund	AAETS9556K	1	9,112,374	0	0	9,112,374	5.17	9,112,374	0	9,112,374	5.17	0	5.17	0	0.00		9,112,374	
(b)	Venture Capital Funds		0	0	0	0	0	0.00	0	0	0	0.00	0	0.00	0	0.00	NA	0	
	Name (xyz)																NA		
(c)	Alternate Investment Funds		0	0	0	0	0	0.00	0	0	0	0.00	0	0.00	0	0.00	NA	0	
	Name (xyz)																NA		
(d)	Foreign Venture Capital Investors		0	0	0	0	0	0.00	0	0	0	0.00	0	0.00	0	0.00	NA	0	
	Name (xyz)																NA		
	Foreign Portfolio - Corp. (previously Foreign Portfolio Investors)		44	20,352,587	0	0	20,352,587	11.55	20,352,587	0	20,352,587	11.55	0	11.55	0	0.00	NA	20,352,587	
	Names (Holding above 1%)																		
	Retail Employees Superannuation Pty Limited as Trustee for Retail Employees Superannuation Trust	AABTR1250N	1	3,381,806	0	0	3,381,806	1.92	3,381,806	0	3,381,806	1.92	0	1.92	0	0.00	NA	3,381,806	
	East Bridge Capital Master Fund Ltd	AACCE9888M	1	1,815,676	0	0	1,815,676	1.03	1,815,676	0	1,815,676	1.03	0	1.03	0	0.00	NA	1,815,676	
	East Bridge Capital Master Fund I Ltd	AAECE8814F	1	4,235,574	0	0	4,235,574	2.40	4,235,574	0	4,235,574	2.40	0	2.40	0	0.00	NA	4,235,574	
(f)	Financial Institutions/Banks		6	149,049	0	0	149,049	0.08	149,049	0	149,049	0.08	0	0.08	0	0.00	NA	145,639	
	Name (xyz)																NA		
(g)	Insurance Companies		0	0	0	0	0	0.00	0	0	0	0.00	0	0.00	0	0.00	NA	0	
	Name (xyz)																NA		
(h)	Provident Funds/Pension Funds		0	0	0	0	0	0.00	0	0	0	0.00	0	0.00	0	0.00	NA	0	
	Name (xyz)																NA		
(i)	Any Other (Specify)		0	0	0	0	0	0.00	0	0	0	0.00	0	0.00	0	0.00	NA	0	
	Name :																NA		
	Sub-Total (B)(1)		56	36,240,889	0	0	36,240,889	20.57	36,240,889	0	36,240,889	20.57	0	20.57	0	0.00	NA	36,237,479	
(2)	Central Government/State Government(s)/President of India		0	0	0	0	0	0.00	0	0	0	0.00	0	0.00	0	0.00	NA	0	
	Name (xyz)																NA		
	Sub-Total (B)(2)		0	0	0	0	0	0.00	0	0	0	0.00	0	0.00	0	0.00	NA	0	
(3)	Non-institutions																NA		
(a)	Individuals -																NA		
	i. Individual shareholders holding nominal share capital up to ₹ 2/- lakh		25,376	25,086,903	0	0	25,086,903	14.24	25,086,903	0	25,086,903	14.24	0	14.24	0	0.00	NA	24,185,053	
	ii. Individual shareholders holding nominal share capital in excess of ₹ 2/- lakhs.		54	20,472,157	0	0	20,472,157	11.62	20,472,157	0	20,472,157	11.62	0	11.62	0	0.00	NA	20,457,157	
	Name : (Holding above 1%)																		
	Sunitha Vemulapalli	AAIPV6103D	1	2,016,630	0	0	2,016,630	1.14	2,016,630	0	2,016,630	1.14	0	1.14	0	0.00	NA	2,016,630	
(b)	NBFCs registered with RBI		2	12,100	0	0	12,100	0.01	12,100	0	12,100	0.01	0	0.01	0	0.00	NA	12,100	
(c)	Employee Trusts		0	0	0	0	0	0.00	0	0	0	0.00	0	0.00	0	0.00	NA	0	
(d)	Overseas Depositories (holding DRs) (balancing figure)		0	0	0	0	0	0.00	0	0	0	0.00	0	0.00	0	0.00	NA	0	
(e)	Any Other (Specify)																NA		
	Names :																		
	i. Bodies Corporate		338	4,771,408	0	0	4,771,408	2.71	4,771,408	0	4,771,408	2.71	0	2.71	0	0.00	NA	4,770,728	
	ii. Unclaimed Shares Suspense A/c		1	815,810	0	0	815,810	0.46	815,810	0	815,810	0.46	0	0.46	0	0.00	NA	815,810	
	iii. Directors and Relatives		13	828,657	0	0	828,657	0.47	828,657	0	828,657	0.47	0	0.47	0	0.00	NA	828,657	
	iv. Clearing Members		143	1,798,211	0	0	1,798,211	1.02	1,798,211	0	1,798,211	1.02	0	1.02	0	0.00	NA	1,798,211	
	v. Trusts		5	72,372	0	0	72,372	0.04	72,372	0	72,372	0.04	0	0.04	0	0.00	NA	72,372	
	vi. Non Resident Indians - Repatriable		303	506,237	0	0	506,237	0.29	506,237	0	506,237	0.29	0	0.29	0	0.00	NA	500,997	
	vii. Non Resident Indians - Non Repatriable		198	811,266	0	0	811,266	0.46	811,266	0	811,266	0.46	0	0.46	0	0.00	NA	811,266	
	viii. Foreign Nationals		0	0	0	0	0	0.00	0	0	0	0.00	0	0.00	0	0.00	NA	0	
	ix. IEPF		1	372,674	0	0	372,674	0.21	372,674	0	372,674	0.21	0	0.21	0	0.00	NA	372,674	
	x. Alternative Investment Fund		1	37,015	0	0	37,015	0.02	37,015	0	37,015	0.02	0	0.02	0	0.00	NA	37,015	
	Sub-Total (B)(3)		26,435	55,584,810	0	0	55,584,810	31.54	55,584,810	0	55,584,810	31.54	0	31.54	0	0.00	0	54,662,040	
	Total Public Shareholding (B) = (B)(1)+(B)(2)+(B)(3)		26,491	91,825,699	0	0	91,825,699	52.11	91,825,699	0.00	91,825,699	52.11	0	52.11	0	0	NA	90,899,519	

Details of the shareholders acting as persons in Concert including their Shareholding (No. and %).

Details of Shares which remain unclaimed may be given here along with details such as number of shareholders, outstanding shares held in demat/unclaimed suspense account, voting rights which are frozen etc.: 8,15,810 Equity Shares (0.46%) are held in the name of 'Nava Bharat Ventures Limited - Unclaimed Suspense Account' against 1,230 Shareholders in demat form as on June 30, 2020.




Table IV - Statement showing shareholding pattern of the Non Promoter - Non Public Shareholder

	Category & Name of the Shareholder	PAN	No. of shareholders	No. of fully paid-up Equity Shares held	Partly paid-up Equity Shares held	Nos. of Shares underlying Depository Receipts	Total Nos. shares held	Shareholding of % calculated as per SCRR, 1957	Number of Voting Rights held in each class of securities				No. of Shares underlying Outstanding Convertible Securities (including Warrants)	Shareholding as a % assuming full conversion of convertible securities (as a % of diluted share capital)	Number of Locked in Shares		Number of shares pledged otherwise encumbered		Number of Equity Shares held in dematerialized form
									No. of Voting Rights			Total as a % of Total Voting rights			No.	total shares held	No.	total shares held	
									Class Equity	Class Pref.	Total								
(I)	(II)	(III)	(IV)	(V)	(VI)	(VII = IV+V+VI)	(VIII)	(IX)				(X)	(XI) = (VII) + (X) As a % of A+B+C2	(XII)		(XIII)	(XIV)		
(1)	Custodian/DR Holder Name of DR Holder (if available)																		
(a)	(i) abc...		0	0	0	0	0		0	0	0	0.00	0	0.00	0	0.00	NA	0	
	(ii) efg...		0	0	0	0	0		0	0	0	0.00	0	0.00	0	0.00	NA	0	
(2)	Employee Benefit Trust (under SEBI (Share based Employee Benefit) Regulations, 2014)																		
(a)	Name : Nava Bharat Ventures Employee Welfare Trust through its Trustee - Barclays Wealth Trustees India Pvt. Ltd.	AABTN5934H	1	2,800,000	0	0	2,800,000	1.59	2,800,000	0	2,800,000	1.59	0	1.59	0	0.00	NA	2,800,000	
	Total Non-Promoter - Non Public Shareholding (C) = (C)(1) + (C)(2)		1	2,800,000	0	0	2,800,000	1.59	2,800,000	0	2,800,000	1.59	0	1.59	0	0.00	NA	2,800,000	

Note

(1) PAN would not be displayed on website of Stock Exchange(s).

(2) The above format needs to disclose name of all holders holding more than 1% of total number of shares

(3) W.r.t. the information pertaining to Depository Receipts, the same may be disclosed in the respective columns to the extent information available.





Table V- Statement showing details of significant beneficial owners

Sr. No.	Details of the significant beneficial owner (I)			Details of the registered owner (II)			Particulars of the shares in which significant beneficial interest is held by the beneficial owner (III)		Date of creation/acquisition of significant beneficial interest (IV)
	Name	PAN	Nationality	Name	PAN	Nationality	Number of shares	Shareholding as a % of total no. of shares (calculated as per SCRR, 1957) As a % of (A+B+C2)	
1	Mr.D.ASHOK	ABVPD5737F	INDIAN	NAV DEVELOPERS LIMITED	AAACN7350B	INDIAN	16,093,517	9.13	29.01.1996

Note: Mr. D. Ashok is having shares in the Company both directly and indirectly. He is having 1.26% of shares directly, 9.13% of shares indirectly through Nave Developers Limited for which he gave declaration under Section 90 of the Companies Act, 2013 on September 23, 2019.



Details of the Shareholders acting as persons in Concert including their shareholding

Name of the Shareholder (FPI)	Name of PAC	No. of Shares	Holding %
Wellington Management Company LLP with its PACs	Retail Employees Superannuation PTY Limited as Trustee for Retail Employees Superannuation Trust	3,381,806	1.92
	J.Caird Investors (Bermuda) L.P.	1,644,311	0.93
	J. Caird Partners, LP	1,539,928	0.87
	Hartford International Equity Fund	1,254,082	0.71
	Advanced Series Trust Ast Wellington Management Hedged Equity Portfolio	1,207,281	0.69
	Wellington Trust Company National Association Multiple Common Trust Funds Trust Global Contrarian Equity Portfolio	542,870	0.31
	Wellington Trust Company National Association Multiple Collective Investment Funds Trust II, Global Equities Portfolio	247,253	0.14
	The Wellington Trust Company, National Association Multiple Collective Investment Funds Trust, Global Contrarian Equity Portfolio	123,429	0.07
	Fundpartner Solutions(SUISSE) S.A-RP-Fonds Institutionel - Actions Marches Emergents	169,936	0.10
	Wellington Trust Company, National Association Multiple Collective Investment Funds Trust II, Downside Leaders Portfolio	111,528	0.06
The Master Trust Bank of Japan Limited as Trustee of Nomura Global Contrarian Mother Fund	25,654	0.01	
	Total	10,248,078	5.82

