

# NAVA BHARAT VENTURES LIMITED

NAVA BHARAT CHAMBERS, RAJ BHAVAN ROAD, HYDERABAD-500082, TELANGANA, INDIA

NAVA BHARAT

NBV/SECTL/ 450 /2021-22

October 14, 2021

National Stock Exchange of India Limited  
Exchange Plaza, 5<sup>th</sup> Floor,  
Plot No.C/1, G Block  
Bandra Kurla Complex, Bandra (E)  
MUMBAI – 400 051  
NSE Symbol : 'NBVENTURES'

Department of Corp.Services  
BSE Limited  
Phiroze Jeejeebhoy Towers,  
Dalal Street  
MUMBAI – 400 001  
Scrip Code : '513023'/'NBVENTURES'

Dear Sir,

**Sub: Shareholding pattern for the quarter ended September 30, 2021.**

--o0o--


Please find enclosed the shareholding pattern as on September 30, 2021, pursuant to Regulation 31 (b) of SEBI (Listing Obligations and Disclosure Requirements) Regulations, 2015 in the prescribed format, for your kind information and records.


Please also see below table w.r.t changes in share capital of the Company for your kind information:

Particulars	No. of shares	Share Capital (Rs.)
Paid up share capital as on <b>June 30, 2021 (A)</b>	<b>14,51,05,649</b>	<b>29,02,11,298</b>
<b>Less: Shares extinguished on <u>August 27, 2021</u> due to Buyback</b> (Submitted to you with Ref. no. NBV/SECTL/345B/2021-22 dated August 30, 2021) <b>(B)</b>	5,011	10,022
Paid up share capital as on <b>September 30, 2021 (C=A-B)</b>	<b>14,51,00,638</b>	<b>29,00,01,276</b>

Thanking you,

Yours faithfully  
for Nava Bharat Ventures Limited

  
VSN Raju  
Company Secretary  
& Vice President



Encl: as above.

**Shareholding Pattern for the quarter ended on September 30, 2021**

1	Name of Listed Entity	Nava Bharat Ventures Limited	
2	Scrip Code/Name of Scrip/Class of Security	NSE: 'NBVENTURES'/EQUITY	
		BSE: '513023'/NBVENTURES'/EQUITY	
3	Shareholding Pattern Filed under Reg.31(1)(a)/Reg.31(1)(b)/Reg.31(1) (c)	Regulation 31(1)(b)	
	a. If under 31(1)(b) then indicate the report for Quarter ending	September 30, 2021	
	b. If under 31(1)(c) then indicate date of allotment/extinguishment	Not applicable	
4	Declaration: The Listed entity is required to submit the following declaration to the extent of submission of information:		
	<b>Particulars</b>	<b>Yes</b>	<b>No</b>
	1. Whether the Listed Entity has issued any partly paid up shares?		No
	2. Whether the Listed Entity has issued any Convertible Securities ?		No
	3. Whether the Listed Entity has issued any Warrants ?		No
	4. Whether the Listed Entity has any shares against which depository receipts are issued?		No
	5. Whether the Listed Entity has any shares in locked-in?		No
	6. Whether any shares held by promoters are pledge or otherwise encumbered?		No
	7. Whether company has equity shares with differential voting rights?		No
	8. Whether the listed entity has any significant beneficial owner?	Yes	
5	The tabular format for disclosure of holding of specified securities is as follows:-		


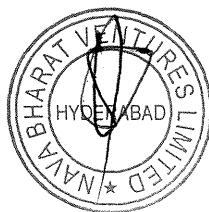


Table I - Summary Statement holding of specified securities

Category	Category of Shareholder	Nos. of Shareholders	No. of fully paid-up Equity Shares held	No. of Partly paid-up Equity Shares held	No. of Shares underlying Depository Receipts	Total Nos. shares held	Shareholding as a % total no. of shares (calculated as per SCRR, 1957)	Number of Voting Rights held in each class of securities				No. of Shares underlying Outstanding Convertible Securities (including Warrants)	Shareholding as a % assuming full conversion of convertible securities (as a % of diluted share capital)	Number of Locked in Shares		Number of shares pledged or otherwise encumbered		Number of Equity Shares held in dematerialized form	
								No. of Voting Rights						Total as a % of (A+B+C)	No.	As a % of total shares held	No.		As a % of total shares held
								Class	Class	Total									
								Equity	Pref.										
(I)	(II)	(III)	(IV)	(V)	(VI)	(VII) = (IV) + (V) + (VI)	(VIII) As a % of (A+B+C2)	(IX)				(X)	(XI) = (VII)+(X) As a % of (A+B+C2)	(XII)		(XIII)		(XIV)	
(A)	Promoter & Promoter Group	17	7,14,73,701	0	0	7,14,73,701	49.26	7,14,73,701	0	7,14,73,701	49.26	0	49.26	0	0.00	0	0.00	7,14,73,701	
(B)	Public	50,069	7,36,26,937	0	0	7,36,26,937	50.74	7,36,26,937	0	7,36,26,937	50.74	0	50.74	0	0.00		NA	7,27,17,271	
(C)	Non Promoter - Non Public																NA		
(C1)	Shares underlying DRs	0	0	0	0	0	NA	0	0	0	0.00	0	NA	0	0.00		NA	0	
(C2)	Shares held by Employee Trusts	0	0	0	0	0	0.00	0	0	0	0.00	0	0.00	0	0.00		NA	0	
	Total	50,086	14,51,00,638	0	0	14,51,00,638	100.00	14,51,00,638	0	14,51,00,638	100.00	0	100.00	0	0.00	0	0	14,41,90,972	



**Table II - Statement showing shareholding pattern of the Promoter and Promoter Group**

	Category & Name of the Shareholder(s)	Entity type i.e. promoter or promoter group entity (except promoter)	PAN	No. of shareholders	No. of fully paid-up Equity Shares held	No. of Partly paid-up Equity Shares held	Nos. of Shares underlying Depository Receipts	Total Nos. shares held	Shareholding % calculated as per SCRR, 1957	Number of Voting Rights held in each class of securities			No. of Shares underlying Outstanding Convertible Securities (including Warrants)	Shareholding as a % assuming full conversion of convertible securities (as a % of diluted share capital)	Number of Locked in Shares		Number of shares pledged or otherwise encumbered		Number of Equity Shares held in dematerialized form	
										No. of Voting Rights					Total as a % of Total Voting rights	No.	As a % of total shares held	No.		As a % of total shares held
										Class Equity	Class Pref.	Total								
	(I)		(II)	(III)	(IV)	(V)	(VI)	(VII) = (IV+V+VI)	As a % of (A+B+C2)(VIII)	(IX)			(X)	(XI) = (VII) + (X) As a % of A+B+C2	(XII)		(XIII)		(XIV)	
(1)	Indian																			
(a)	<b>Individuals/Hindu Undivided Family</b>			11	3,10,35,423	0	0	3,10,35,423	21.39	3,10,35,423	0	3,10,35,423	21.39	0	21.39	0	0.00	0	0.00	3,10,35,423
	Name :																			
	<b>Promoter:</b>																			
	Mr. Ashok Devineni		ABVPD5737F		23,26,000	0	0	23,26,000	1.60	23,26,000	0	23,26,000	1.60	0	1.60	0	0.00	0	0.00	23,26,000
	<b>Promoter group:</b>																			
	Mr. Trivikrama Prasad Pinnamaneni		AENPP0497F		27,50,488	0	0	27,50,488	1.90	27,50,488	0	27,50,488	1.90	0	1.90	0	0.00	0	0.00	27,50,488
	Mr. Trivikrama Prasad Pinnamaneni (HUF)		AAGHP6929M		7,02,730	0	0	7,02,730	0.48	7,02,730	0	7,02,730	0.48	0	0.48	0	0.00	0	0.00	7,02,730
	Mrs. Ramaa Devineni		ACGPD0277Q		5,23,230	0	0	5,23,230	0.36	5,23,230	0	5,23,230	0.36	0	0.36	0	0.00	0	0.00	5,23,230
	Mrs. Rajashree Pinnamaneni		AAOPP2417L		69,97,656	0	0	69,97,656	4.82	69,97,656	0	69,97,656	4.82	0	4.82	0	0.00	0	0.00	69,97,656
	Mr. Ashwin Devineni		AFKPD8669R		41,72,789	0	0	41,72,789	2.88	41,72,789	0	41,72,789	2.88	0	2.88	0	0.00	0	0.00	41,72,789
	Mr. Devineni Nikhil		AMWPD4181F		25,50,000	0	0	25,50,000	1.76	25,50,000	0	25,50,000	1.76	0	1.76	0	0.00	0	0.00	25,50,000
	Mrs. Devineni Bhaktapriya		ACYPD2219G		98,17,900	0	0	98,17,900	6.77	98,17,900	0	98,17,900	6.77	0	6.77	0	0.00	0	0.00	98,17,900
	Dr. Rajasekhar Devineni jointly with Mr. Ashok Devineni		AAKPD7740C		15,630	0	0	15,630	0.01	15,630	0	15,630	0.01	0	0.01	0	0.00	0	0.00	15,630
	Mrs. Nilima Alluri		AAKPA8609F		10,50,000	0	0	10,50,000	0.72	10,50,000	0	10,50,000	0.72	0	0.72	0	0.00	0	0.00	10,50,000
	Mrs. Rituparna Jawahar		AXAPJ3423F		1,29,000	0	0	1,29,000	0.09	1,29,000	0	1,29,000	0.09	0	0.09	0	0.00	0	0.00	1,29,000
(b)	Central Government/State Government(s)			0	0	0	0	0	0.00	0	0	0	0.00	0	0.00	0	0.00	0	0.00	0
(c)	Financial Institutions/Banks			0	0	0	0	0	0.00	0	0	0	0.00	0	0.00	0	0.00	0	0.00	0
(d)	<b>Any Other(specify)</b>																			
	Name :																			
	<b>(i) Bodies Corporate</b>			6	4,04,38,278	0	0	4,04,38,278	27.87	4,04,38,278	0	4,04,38,278	27.87	0	27.87	0	0.00	0	0.00	4,04,38,278
	<b>Promoter group:</b>																			
	Nav Developers Limited	Promoter group entity	AAACN7350B		1,60,93,517	0	0	1,60,93,517	11.09	1,60,93,517	0	1,60,93,517	11.09	0	11.09	0	0.00	0	0.00	1,60,93,517
	A.N. Investments Private Limited	Promoter group entity	AABCA9109Q		94,79,825	0	0	94,79,825	6.53	94,79,825	0	94,79,825	6.53	0	6.53	0	0.00	0	0.00	94,79,825
	S.R.T. Investments Private Limited	Promoter group entity	AACCS8358J		77,79,856	0	0	77,79,856	5.36	77,79,856	0	77,79,856	5.36	0	5.09	0	0.00	0	0.00	77,79,856
	A9 Homes Private Limited	Promoter group entity	AAECM5096P		25,74,100	0	0	25,74,100	1.77	25,74,100	0	25,74,100	1.77	0	1.77	0	0.00	0	0.00	25,74,100
	V9 Avenues Private Limited	Promoter group entity	AAECM4722C		22,19,980	0	0	22,19,980	1.53	22,19,980	0	22,19,980	1.53	0	1.53	0	0.00	0	0.00	22,19,980
	AV Dwellings Private Limited	Promoter group entity	AAECM4721B		22,91,000	0	0	22,91,000	1.58	22,91,000	0	22,91,000	1.58	0	1.55	0	0.00	0	0.00	22,91,000
	<b>(ii) Trust</b>																			
	<b>Promoter group:</b>																			
	Nav Energy Private Limited		AABCN3524A		0	0	0	0	0.00	0	0	0	0.00	0	0.00	0	0.00	0	0.00	0
	Sub-Total(A)(1)			17	7,14,73,701	0	0	7,14,73,701	49.26	7,14,73,701	0	7,14,73,701	49.26	0	49.26	0	0.00	0	0.00	7,14,73,701
(2)	Foreign																			
(a)	Individuals)			0	0	0	0	0	0.00	0	0	0	0.00	0	0.00	0	0.00	0	0.00	0
(b)	Government			0	0	0	0	0	0.00	0	0	0	0.00	0	0.00	0	0.00	0	0.00	0
(c)	Institutions			0	0	0	0	0	0.00	0	0	0	0.00	0	0.00	0	0.00	0	0.00	0
(d)	Foreign Portfolio Investor			0	0	0	0	0	0.00	0	0	0	0.00	0	0.00	0	0.00	0	0.00	0
(e)	Any Other (Specify)			0	0	0	0	0	0.00	0	0	0	0.00	0	0.00	0	0.00	0	0.00	0
	Sub-Total (A)(2)			0	0	0	0	0	0.00	0	0	0	0.00	0	0.00	0	0.00	0	0.00	0
	<b>Total Shareholding of Promoter and Promoter Group A = (A)(1) + (A)(2)</b>			17	7,14,73,701	0	0	7,14,73,701	49.26	7,14,73,701	0	7,14,73,701	49.26	0	49.26	0	0.00	0	0.00	7,14,73,701






Table III - Statement showing shareholding pattern of the Public Shareholder

	Category & Name of the Shareholders	PAN	No. of share-holders	No. of fully paid-up Equity Shares held	No. of Partly paid-up Equity Shares held	Nos. of Shares underlying Depository Receipts	Total Nos. shares held	Shareholding % calculated as per SCRR, 1957	Number of Voting Rights held in each class of securities				No. of Shares underlying Outstanding Convertible Securities (including Warrants)	Total Shareholding as a % assuming full conversion of convertible securities (as a % of diluted share capital)	Number of Locked in Shares		Number of shares pledged of otherwise encumbered		Number of Equity Shares held in dematerialized form
									No. of Voting Rights			Total as a % of Total Voting rights			No.	As a % of total shares held	No.	As a % of total shares held	
									Class Equity	Class Pref.	Total								
	(I)	(II)	(III)	(IV)	(V)	(VI)	(VII =IV+V+VI)	As a % of (A+B+C2) (VIII)	(IX)				(X)	(XI)	(XII)		(XIII)		(XIV)
(1)	<b>Institutions</b>																		
(a)	Mutual Funds		2	3,43,133	0	0	3,43,133	0.24	3,43,133	0	3,43,133	0.24	0	0.24	0	0.00	NA		3,43,133
	Name (Holding above 1%)																		
(b)	Venture Capital Funds		0	0	0	0	0	0.00	0	0	0	0.00	0	0.00	0	0.00	NA		0
	Name (xyz)																		
(c)	Alternate Investment Funds		0	0	0	0	0	0.00	0	0	0	0.00	0	0.00	0	0.00	NA		0
	Name (xyz)																		
(d)	Foreign Venture Capital Investors		0	0	0	0	0	0.00	0	0	0	0.00	0	0.00	0	0.00	NA		0
	Name (xyz)																		
(e)	Foreign Portfolio Investors		49	70,39,063	0	0	70,39,063	4.85	70,39,063	0	70,39,063	4.85	0	4.85	0	0.00	NA		70,39,063
	Names (Holding above 1%)																		
(f)	Financial Institutions/Banks		6	13,459	0	0	13,459	0.01	13,459	0	13,459	0.01	0	0.01	0	0.00	NA		10,049
	Name (xyz)																		
(g)	Insurance Companies		0	0	0	0	0	0.00	0	0	0	0.00	0	0.00	0	0.00	NA		0
	Name (xyz)																		
(h)	Provident Funds/Pension Funds		0	0	0	0	0	0.00	0	0	0	0.00	0	0.00	0	0.00	NA		0
	Name (xyz)																		
(i)	Any Other (Specify)		0	0	0	0	0	0.00	0	0	0	0.00	0	0.00	0	0.00	NA		0
	Overseas Corporate Bodies		1	3,000	0	0	3,000	0.00	0	0	0	0.00	0	0.00	0	0.00	NA		3,000
	<b>Sub-Total (B)(1)</b>		<b>58</b>	<b>73,98,655</b>	<b>0</b>	<b>0</b>	<b>73,98,655</b>	<b>5.10</b>	<b>73,95,655</b>	<b>0</b>	<b>73,95,655</b>	<b>5.10</b>	<b>0</b>	<b>5.10</b>	<b>0</b>	<b>0.00</b>	<b>NA</b>		<b>73,95,245</b>
(2)	Central Government/State Government(s)/ President of India		0	0	0	0	0	0.00	0	0	0	0.00	0	0.00	0	0.00	NA		0
	Name (xyz)																		
	<b>Sub-Total (B)(2)</b>		<b>0</b>	<b>0</b>	<b>0</b>	<b>0</b>	<b>0</b>	<b>0.00</b>	<b>0</b>	<b>0</b>	<b>0</b>	<b>0.00</b>	<b>0</b>	<b>0.00</b>	<b>0</b>	<b>0.00</b>	<b>NA</b>		<b>0</b>



Category & Name of the Shareholders	PAN	No. of shareholders	No. of fully paid-up Equity Shares held	No. of Partly paid-up Equity Shares held	Nos. of Shares underlying Depository Receipts	Total Nos. shares held	Shareholding % calculated as per SCRR, 1957	Number of Voting Rights held in each class of securities			No. of Shares underlying Outstanding Convertible Securities (including Warrants)	Total Shareholding as a % assuming full conversion of convertible securities (as a % of diluted share capital)	Number of Locked in Shares		Number of shares pledged of otherwise encumbered		Number of Equity Shares held in dematerialized form	
								No. of Voting Rights					Total as a % of Total Voting rights	No.	As a % of total shares held	No.		As a % of total shares held
								Class Equity	Class Pref.	Total								
(I)	(II)	(III)	(IV)	(V)	(VI)	(VII = IV+V+VI)	As a % of (A+B+C2) (VIII)	(IX)			(X)	(XI)	(XII)		(XIII)	(XIV)		
(3) Non-institutions																		
(a) Individuals -																		
i. Individual shareholders holding nominal share capital up to ₹ 2/- lakh		48,539	3,44,76,469	0	0	3,44,76,469	23.76	3,44,76,469	0	3,44,76,469	23.76	0	23.76	0	0.00	NA	3,36,99,793	
ii. Individual shareholders holding nominal share capital in excess of ₹ 2/- lakhs.		61	2,14,63,886	0	0	2,14,63,886	14.79	2,14,63,886	0	2,14,63,886	14.79	0	14.79	0	0.00	NA	2,14,48,886	
Name : (Holding above 1%)																		
Sunitha Vemulapalli	AAIPV6103D	1	20,16,630	0	0	20,16,630	1.39	20,16,630	0	20,16,630	1.39	0	1.39	0	0.00	NA	20,16,630	
(b) NBFCs registered with RBI		2	12,100	0	0	12,100	0.01	12,100	0	12,100	0.01	0	0.01	0	0.00	NA	12,100	
(c) Employee Trusts		0	0	0	0	0	0.00	0	0	0	0.00	0	0.00	0	0.00	NA	0	
(d) Overseas Depositories (holding DRs) (balancing figure)		0	0	0	0	0	0.00	0	0	0	0.00	0	0.00	0	0.00	NA	0	
(e) Any Other (Specify)																		
Names :																		
i. Bodies Corporate		318	54,47,143	0	0	54,47,143	3.75	54,47,143	0	54,47,143	3.75	0	3.75	0	0.00	NA	54,46,803	
ii. Unclaimed Shares Suspense A/c		1	5,65,140	0	0	5,65,140	0.39	5,65,140	0	5,65,140	0.39	0	0.39	0	0.00	NA	5,65,140	
iii. Directors and Relatives		13	8,41,157	0	0	8,41,157	0.58	8,41,157	0	8,41,157	0.58	0	0.58	0	0.00	NA	7,32,157	
iv. Clearing Members		103	4,84,074	0	0	4,84,074	0.33	4,84,074	0	4,84,074	0.33	0	0.33	0	0.00	NA	4,84,074	
v. Trusts		1	4,860	0	0	4,860	0.00	4,860	0	4,860	0.00	0	0.00	0	0.00	NA	4,860	
vi. Non Resident Indians - Repatriable		620	7,85,658	0	0	7,85,658	0.54	7,85,658	0	7,85,658	0.54	0	0.54	0	0.00	NA	7,80,418	
vii. Non Resident Indians - Non Repatriable		292	15,33,101	0	0	15,33,101	1.06	15,33,101	0	15,33,101	1.06	0	1.06	0	0.00	NA	15,33,101	
viii. IEPF		1	6,14,694	0	0	6,14,694	0.42	6,14,694	0	6,14,694	0.42	0	0.42	0	0.00	NA	6,14,694	
Sub-Total (B)(3)		50,011	6,62,28,282	0	0	6,62,28,282	45.64	6,62,28,282	0	6,62,28,282	45.64	0	45.64	0	0.00	0	6,53,22,026	
Total Public Shareholding (B) = (B)(1)+(B)(2)+(B)(3)		50,069	7,36,26,937	0	0	7,36,26,937	50.74	7,36,23,937	0	7,36,23,937	50.74	0	50.74	0	0.00	NA	7,27,17,271	

Details of Shares which remain unclaimed may be given here along with details such as number of shareholders, outstanding shares held in demat/unclaimed suspense account, voting rights which are frozen etc.: 5,65,140 Equity Shares (0.39%) are held in the name of 'Nava Bharat Ventures Limited - Unclaimed Suspense Account' against 1,227 Shareholders in demat form as on September 30, 2021.



**Table IV - Statement showing shareholding pattern of the Non Promoter - Non Public Shareholder**

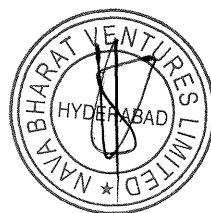
	Category & Name of the Shareholder(s)	PAN	No. of shareholders	No. of fully paid-up Equity Shares held	Partly paid-up Equity Shares held	Nos. of Shares underlying Depository Receipts	Total Nos. shares held	Shareholding % calculated as per SCRR, 1957	Number of Voting Rights held in each class of securities				No. of Shares underlying Outstanding Convertible Securities (including Warrants)	Total Shareholding as a % assuming full conversion of convertible securities (as a % of diluted share capital)	Number of Locked in Shares		Number of shares pledged or otherwise encumbered		Number of Equity Shares held in dematerialized form
									No. of Voting Rights			Total as a % of Total Voting rights			No.	As a % of total shares held	No.	As a % of total shares held	
									Class	Class	Total								
									Equity	Pref.					(a)	(b)	(a)	(b)	
(I)	(II)	(III)	(IV)	(V)	(VI)	(VII = IV+V+VI)	As a % of (A+B+C2) (VIII)	(IX)				(X)	(XI) = (VII) + (X) As a % of A+B+C2	(XII)		(XIII)	(XIV)		
(1)	Custodian/DR Holder Name of DR Holder (if available); <b>Not applicable</b>																		
(a)	Name: <b>Not applicable</b>		0	0	0	0	0		0	0	0	0.00	0	0.00	0	0.00		NA	0
(2)	Employee Benefit Trust (under SEBI (Share based Employee Benefit Regulations, 2014)																		
(a)	Name: <b>Not applicable</b>		0	0	0	0	0	0.00	0	0	0	0.00	0	0.00	0	0.00		NA	0
	<b>Total Non-Promoter - Non Public Shareholding</b> (C) = (C)(1) + (C)(2)		0	0	0	0	0	0.00	0	0	0	0.00	0	0.00	0	0.00		NA	0

Note

(1) PAN would not be displayed on website of Stock Exchange(s).

(2) The above format needs to disclose name of all holders holding more than 1% of total number of shares

(3) W.r.t. the information pertaining to Depository Receipts, the same may be disclosed in the respective columns to the extent information available.



**Table V- Statement showing details of significant beneficial owners**

Sr. No.	Details of the significant beneficial owner (I)			Details of the registered owner (II)			Particulars of the shares in which significant beneficial interest is held by the beneficial owner (III)		Date of creation/acquisition of significant beneficial interest (IV)
	Name	PAN	Nationality	Name	PAN	Nationality	Number of shares	Shareholding as a % of total no. of shares (calculated as per SCRR, 1957) As a % of (A+B+C2)	
1	Mr.D.ASHOK	ABVPD5737F	INDIAN	NAV DEVELOPERS LIMITED	AAACN7350B	INDIAN	1,60,93,517	11.09	29.01.1996

Note: Mr. D. Ashok is having shares in the Company both directly and indirectly. He is having 1.60% of shares directly, 11.09% of shares indirectly through Nav Developers Limited for which he gave initial declaration under Section 90 of the Companies Act, 2013 on September 23, 2019 and thereafter from time to time.

1 of 1 WE BHARAT VENTURES LIMITED

Company Secretary  
23/09/2019

