

**Shareholding Pattern for the quarter ended on December 31, 2021**

1	Name of Listed Entity	Nava Bharat Ventures Limited	
2	Scrip Code/Name of Scrip/Class of Security	NSE: 'NBVENTURES'/EQUITY	
		BSE: '513023'/NBVENTURES'/EQUITY	
3	Shareholding Pattern Filed under Reg.31(1)(a)/Reg.31(1)(b)/Reg.31(1) (c)	Regulation 31(1)(b)	
	a. If under 31(1)(b) then indicate the report for Quarter ending	December 31, 2021	
	b. If under 31(1)(c) then indicate date of allotment/extinguishment	Not applicable	
4	Declaration: The Listed entity is required to submit the following declaration to the extent of submission of information:		
	<b>Particulars</b>	<b>Yes</b>	<b>No</b>
	1. Whether the Listed Entity has issued any partly paid up shares?		No
	2. Whether the Listed Entity has issued any Convertible Securities ?		No
	3. Whether the Listed Entity has issued any Warrants ?		No
	4. Whether the Listed Entity has any shares against which depository receipts are issued?		No
	5. Whether the Listed Entity has any shares in locked-in?		No
	6. Whether any shares held by promoters are pledge or otherwise encumbered?		No
	7. Whether company has equity shares with differential voting rights?		No
	8. Whether the listed entity has any significant beneficial owner?	Yes	
5	The tabular format for disclosure of holding of specified securities is as follows:-		



Table I - Summary Statement holding of specified securities

Category	Category of Shareholder	Nos. of Shareholders	No. of fully paid-up Equity Shares held	No. of Partly paid-up Equity Shares held	No. of Shares underlying Depository Receipts	Total Nos. shares held	Shareholding as a % total no. of shares (calculated as per SCRR, 1957)	Number of Voting Rights held in each class of securities				No. of Shares underlying Outstanding Convertible Securities (including Warrants)	Shareholding as a % assuming full conversion of convertible securities (as a % of diluted share capital)	Number of Locked in Shares		Number of shares pledged or otherwise encumbered		Number of Equity Shares held in dematerialized form
								No. of Voting Rights			Total as a % of (A+B+C)			No.	AS a % of total shares held	No.	AS a % of total shares held	
								Class Equity	Class Pref.	Total								
(I)	(II)	(III)	(IV)	(V)	(VI)	(VII) = (IV) + (V) + (VI)	(VIII) As a % of (A+B+C2)	(IX)				(X)	(XI) = (VII)+(X) As a % of (A+B+C2)	(XII)		(XIII)		(XIV)
(A)	Promoter & Promoter Group	17	7,18,33,261	0	0	7,18,33,261	49.51	7,18,33,261	0	7,18,33,261	49.51	0	49.51	0	0.00	0	0.00	7,18,33,261
(B)	Public	45,542	7,32,67,377	0	0	7,32,67,377	50.49	7,32,67,377	0	7,32,67,377	50.49	0	50.49	0	0.00		NA	7,23,68,466
(C)	Non Promoter - Non Public																NA	
(C1)	Shares underlying DRs	0	0	0	0	0	NA	0	0	0	0.00	0	NA	0	0.00		NA	0
(C2)	Shares held by Employee Trusts	0	0	0	0	0	0.00	0	0	0	0.00	0	0.00	0	0.00		NA	0
	<b>Total</b>	<b>45,559</b>	<b>14,51,00,638</b>	<b>0</b>	<b>0</b>	<b>14,51,00,638</b>	<b>100.00</b>	<b>14,51,00,638</b>	<b>0</b>	<b>14,51,00,638</b>	<b>100.00</b>	<b>0</b>	<b>100.00</b>	<b>0</b>	<b>0.00</b>	<b>0</b>	<b>0</b>	<b>14,42,01,727</b>




Table II - Statement showing shareholding pattern of the Promoter and Promoter Group

	Category & Name of the Shareholder(s)	PAN	No. of shareholders	No. of fully paid-up Equity Shares held	No. of Partly paid-up Equity Shares held	Nos. of Shares underlying Depository Receipts	Total Nos. shares held	Shareholding % calculated as per SCRR, 1957	Number of Voting Rights held in each class of securities			No. of Shares underlying Outstanding Convertible Securities (including Warrants)	Shareholding as a % assuming full conversion of convertible securities (as a % of diluted share capital)	Number of Locked in Shares		Number of shares pledged or otherwise encumbered		Number of Equity Shares held in dematerialized form	
									No. of Voting Rights					Total as a % of Total Voting rights	No.	As a % of total shares held	No.		As a % of total shares held
									Class Equity	Class Pref.	Total								
									(a)	(b)	(a)								
(I)	(II)	(III)	(IV)	(V)	(VI)	(VII = IV+V+VI)	As a % of (A+B+C2)(VIII)	(IX)			(X)	(XI) = (VII) * (X)	(XII)		(XIII)	(XIV)			
(1)	Indian																		
(a)	Individuals/Hindu Undivided Family Name : Promoter: Mr. Ashok Devineni Promoter group: Mr. Trivikrama Prasad Pinnamaneni Mr. Trivikrama Prasad Pinnamaneni (HUF) Mrs. Ramaa Devineni Mrs. Rajashree Pinnamaneni Mr. Ashwin Devineni Mr. Devineni Nikhil Mrs. Devineni Bhaktapriya Dr. Rajasekhar Devineni jointly with Mr. Ashok Devineni Mrs. Nilima Alluri Mrs. Rituparna Jawahar	ABVPD5737F AENPP0497F AAGHP6929M ACGPD0277Q AAOPP2417L AFKPD8669R AMWPD4181F ACYPD2219G AAKPD7740C AAKPA8609F AXAPJ3423F	11	3,13,42,216	0	0	3,13,42,216	21.60	3,13,42,216	0	3,13,42,216	21.60	0	21.60	0	0.00	0	0.00	3,13,42,216
(b)	Central Government/State Government(s)		0	0	0	0	0	0.09	1,29,370	0	1,29,370	0.09	0	0.09	0	0.00	0	0.00	1,29,370
(c)	Financial Institutions/Banks		0	0	0	0	0	0.00	0	0	0	0.00	0	0.00	0	0.00	0	0.00	0
(d)	Any Other(specify) Name : (i) Bodies Corporate Promoter group entity Nav Developers Limited A.N.Investments Private Limited S.R.T.Investments Private Limited A9 Homes Private Limited V9 Avenues Private Limited AV Dwellings Private Limited (ii) Trust Promoter group: Nav Energy Private Limited	AAACN7350B AABCA9109Q AACC8358J AAECM5096P AAECM4722C AAECM4721B AABCN3524A	6	4,04,91,045	0	0	4,04,91,045	27.91	4,04,91,045	0	4,04,91,045	27.91	0	27.91	0	0.00	0	0.00	4,04,91,045
	Sub-Total(A)(1)		17	7,18,33,261	0	0	7,18,33,261	49.51	7,18,33,261	0	7,18,33,261	49.51	0	49.51	0	0.00	0	0.00	7,18,33,261
(2)	Foreign																		
(a)	Individuals (Non- Resident Individuals/ Foreign		0	0	0	0	0	0.00	0	0	0	0.00	0	0.00	0	0.00	0	0.00	0
(b)	Government		0	0	0	0	0	0.00	0	0	0	0.00	0	0.00	0	0.00	0	0.00	0
(c)	Institutions		0	0	0	0	0	0.00	0	0	0	0.00	0	0.00	0	0.00	0	0.00	0
(d)	Foreign Portfolio Investor		0	0	0	0	0	0.00	0	0	0	0.00	0	0.00	0	0.00	0	0.00	0
(e)	Any Other (Specify)		0	0	0	0	0	0.00	0	0	0	0.00	0	0.00	0	0.00	0	0.00	0
	Sub-Total (A)(2)		0	0	0	0	0	0.00	0	0	0	0.00	0	0.00	0	0.00	0	0.00	0
	Total Shareholding of Promoter and Promoter Group A = (A)(1) + (A)(2)		17	7,18,33,261	0	0	7,18,33,261	49.51	7,18,33,261	0	7,18,33,261	49.51	0	49.51	0	0.00	0	0.00	7,18,33,261

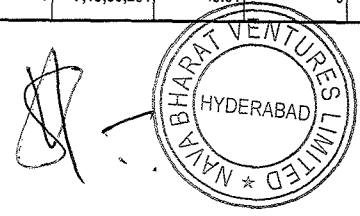



Table III - Statement showing shareholding pattern of the Public Shareholder

	Category & Name of the Shareholders	PAN	No. of share-holders	No. of fully paid-up Equity Shares held	No. of Partly paid-up Equity Shares held	Nos. of Shares underlying Depository Receipts	Total Nos. shares held	Shareholding % calculated as per SCRR, 1957	Number of Voting Rights held in each class of securities			No. of Shares underlying Outstanding Convertible Securities (including Warrants)	Total Shareholding as a % assuming full conversion of convertible securities (as a % of diluted share capital)	Number of Locked in Shares		Number of shares pledged of otherwise encumbered		Number of Equity Shares held in dematerialized form	
									No. of Voting Rights					Total as a % of Total Voting rights	No.	As a % of total shares held	No.		As a % of total shares held
									Class	Class	Total								
									Equity	Pref.									
	(I)	(II)	(III)	(IV)	(V)	(VI)	(VII =IV+V+VI)	As a % of (A+B+C2) (VIII)	(IX)			(X)	(XI)	(XII)		(XIII)		(XIV)	
(1)	Institutions																		
(a)	Mutual Funds Name (Holding above 1%)		2	3,43,133	0	0	3,43,133	0.24	3,43,133	0	3,43,133	0.24	0	0.24	0	0.00	NA	3,43,133	
(b)	Venture Capital Funds Name (xyz)		0	0	0	0	0	0.00	0	0	0	0.00	0	0.00	0	0.00	NA	0	
(c)	Alternate Investment Funds Name (xyz)		0	0	0	0	0	0.00	0	0	0	0.00	0	0.00	0	0.00	NA	0	
(d)	Foreign Venture Capital Investors Name (xyz)		0	0	0	0	0	0.00	0	0	0	0.00	0	0.00	0	0.00	NA	0	
(e)	Foreign Portfolio Investors Names :(Holding above 1%)		55	90,69,032	0	0	90,69,032	6.25	90,69,032	0	90,69,032	6.25	0	6.25	0	0.00	NA	90,69,032	
(f)	Financial Institutions/Banks Name (xyz)		5	13,120	0	0	13,120	0.01	13,120	0	13,120	0.01	0	0.01	0	0.00	NA	9,710	
(g)	Insurance Companies Name (xyz)		0	0	0	0	0	0.00	0	0	0	0.00	0	0.00	0	0.00	NA	0	
(h)	Provident Funds/Pension Funds Name (xyz)		0	0	0	0	0	0.00	0	0	0	0.00	0	0.00	0	0.00	NA	0	
(i)	Any Other (Specify) Overseas Corporate Bodies		0	0	0	0	0	0.00	0	0	0	0.00	0	0.00	0	0.00	NA	0	
			1	2,000	0	0	2,000	0.00	0	0	0	0.00	0	0.00	0	0.00	NA	2,000	
	Sub-Total (B)(1)		63	94,27,285	0	0	94,27,285	6.50	94,25,285	0	94,25,285	6.50	0	6.50	0	0.00	NA	94,23,875	
(2)	Central Government/State Government(s)/ President of India Name (xyz)		0	0	0	0	0	0.00	0	0	0	0.00	0	0.00	0	0.00	NA	0	
	Sub-Total (B)(2)		0	0	0	0	0	0.00	0	0	0	0.00	0	0.00	0	0.00	NA	0	



Category & Name of the Shareholders	PAN	No. of shareholders	No. of fully paid-up Equity Shares held	No. of Partly paid-up Equity Shares held	Nos. of Shares underlying Depository Receipts	Total Nos. shares held	Shareholding % calculated as per SCRR, 1957	Number of Voting Rights held in each class of securities				No. of Shares underlying Outstanding Convertible Securities (including Warrants)	Total Shareholding as a % assuming full conversion of convertible securities (as a % of diluted share capital)	Number of Locked in Shares		Number of shares pledged of otherwise encumbered		Number of Equity Shares held in dematerialized form
								No. of Voting Rights			Total as a % of Total Voting rights			No.	As a % of total shares held	No.	As a % of total shares held	
								Class Equity	Class Pref.	Total								
(I)	(II)	(III)	(IV)	(V)	(VI)	(VII = IV+V+VI)	As a % of (A+B+C2) (VIII)	(IX)				(X)	(XI)	(XII)		(XIII)		(XIV)
(3) Non-institutions																	NA	
(a) Individuals -																		
i. Individual shareholders holding nominal share capital up to ₹ 2/- lakh		44,210	3,23,10,185	0	0	3,23,10,185	22.27	3,23,10,185	0	3,23,10,185	22.27	0	22.27	0	0.00	NA		3,14,35,264
ii. Individual shareholders holding nominal share capital in excess of ₹ 2/- lakhs.		60	2,19,68,321	0	0	2,19,68,321	15.14	2,19,68,321	0	2,19,68,321	15.14	0	15.14	0	0.00	NA		2,19,53,321
Name : (Holding above 1%)																		
Sunitha Vemulapalli	AAIPV6103D	1	20,16,630	0	0	20,16,630	1.39	20,16,630	0	20,16,630	1.39	0	1.39	0	0.00	NA		20,16,630
Elizabeth Mathew	AAKPE0189Q	1	18,50,000	0	0	18,50,000	1.27	18,50,000		18,50,000	1.27	0	1.27	0	0.00	NA		18,50,000
(b) NBFCs registered with RBI		2	12,100	0	0	12,100	0.01	12,100	0	12,100	0.01	0	0.01	0	0.00	NA		12,100
(c) Employee Trusts		0	0	0	0	0	0.00	0	0	0	0.00	0	0.00	0	0.00	NA		0
(d) Overseas Depositories (holding DRs) (balancing figure)		0	0	0	0	0	0.00	0	0	0	0.00	0	0.00	0	0.00	NA		0
(e) Any Other (Specify)																	NA	
Names :																		
i. Bodies Corporate		304	51,57,741	0	0	51,57,741	3.55	51,57,741	0	51,57,741	3.55	0	3.55	0	0.00	NA		51,57,401
ii. Unclaimed Shares Suspense A/c		1	5,65,140	0	0	5,65,140	0.39	5,65,140	0	5,65,140	0.39	0	0.39	0	0.00	NA		5,65,140
iii. Directors and Relatives		12	8,40,757	0	0	8,40,757	0.58	8,40,757	0	8,40,757	0.58	0	0.58	0	0.00	NA		8,40,757
iv. Clearing Members		44	1,43,881	0	0	1,43,881	0.10	1,43,881	0	1,43,881	0.10	0	0.10	0	0.00	NA		1,43,881
v. Trusts		1	4,860	0	0	4,860	0.00	4,860	0	4,860	0.00	0	0.00	0	0.00	NA		4,860
vi. Non Resident Indians - Repatriable		564	6,93,489	0	0	6,93,489	0.48	6,93,489	0	6,93,489	0.48	0	0.48	0	0.00	NA		6,88,249
vii. Non Resident Indians - Non Repatriable		280	15,17,933	0	0	15,17,933	1.05	15,17,933	0	15,17,933	1.05	0	1.05	0	0.00	NA		15,17,933
viii. IEPF		1	6,25,685	0	0	6,25,685	0.43	6,25,685	0	6,25,685	0.43	0	0.43	0	0.00	NA		6,25,685
Sub-Total (B)(3)			45,479	6,38,40,092	0	0	6,38,40,092	44.00	6,38,40,092	0	6,38,40,092	44.00	0	44.00	0	0.00	0	6,29,44,591
Total Public Shareholding (B) = (B)(1)+(B)(2)+(B)(3)			45,542	7,32,67,377	0	0	7,32,67,377	50.49	7,32,65,377	0	7,32,65,377	50.49	0	50.49	0	0.00	NA	7,23,68,466

Details of Shares which remain unclaimed may be given here along with details such as number of shareholders, outstanding shares held in demat/unclaimed suspense account, voting rights which are frozen etc.: 5,65,140 Equity Shares (0.39%) are held in the name of 'Nava Bharat Ventures Limited - Unclaimed Suspense Account' against 1,227 Shareholders in demat form as on December 31, 2021.





Table IV - Statement showing shareholding pattern of the Non Promoter - Non Public Shareholder

	Category & Name of the Shareholder(s)	PAN	No. of shareholders	No. of fully paid-up Equity Shares held	Partly paid-up Equity Shares held	Nos. of Shares underlying Depository Receipts	Total Nos. shares held	Shareholding % calculated as per SCRR, 1957	Number of Voting Rights held in each class of securities				No. of Shares underlying Outstanding Convertible Securities (including Warrants)	Total Shareholding as a % assuming full conversion of convertible securities (as a % of diluted share capital)	Number of Locked in Shares		Number of shares pledged or otherwise encumbered		Number of Equity Shares held in dematerialized form
									No. of Voting Rights			Total as a % of Total Voting rights			No.	AS a % of total shares held	No.	AS a % of total shares held	
									Class	Class	Total								
									Equity	Pref.									
(a)	(b)	(a)	(b)																
(I)	(II)	(III)	(IV)	(V)	(VI)	VII = IV+V+VI	As a % of (A+B+C2) (VIII)	(IX)				(X)	(XI) = (VII) + (X) As a % of A+B+C2	(XII)		(XIII)		(XIV)	
(1)	Custodian/DR Holder																		
(a)	Name of DR Holder (if available); <u>Not applicable</u>																		
(i)	Name: <u>Not applicable</u>		0	0	0	0	0		0	0	0	0.00	0	0.00	0	0.00	NA	0	
(2)																			
(a)	Employee Benefit Trust (under SEBI (Share based Employee Benefit) Regulations, 2014) Name: <u>Not applicable</u>		0	0	0	0	0	0.00	0	0	0	0.00	0	0.00	0	0.00	NA	0	
	Total Non-Promoter - Non Public Shareholding (C) = (C)(1) + (C)(2)		0	0	0	0	0	0.00	0	0	0	0.00	0	0.00	0	0.00	NA	0	

Note

- (1) PAN would not be displayed on website of Stock Exchange(s).
- (2) The above format needs to disclose name of all holders holding more than 1% of total number of shares
- (3) W.r.t. the information pertaining to Depository Receipts, the same may be disclosed in the respective columns to the extent information available.




**Table V- Statement showing details of significant beneficial owners**

Sr. No.	Details of the significant beneficial owner (I)			Details of the registered owner (II)			Particulars of the shares in which significant beneficial interest is held by the beneficial owner (III)		Date of creation/ acquisition of significant beneficial interest (IV)
	Name	PAN	Nationality	Name	PAN	Nationality	Number of shares	Shareholding as a % of total no. of shares (calculated as per SCRR, 1957) As a % of (A+B+C2)	
1	Mr.D.ASHOK	ABVPD5737F	INDIAN	NAV DEVELOPERS LIMITED	AAACN7350B	INDIAN	1,60,93,517	11.09	29.01.1996

Note: Mr. D. Ashok is having shares in the Company both directly and indirectly. He is having 1.60% of shares directly, 11.09% of shares indirectly through Nav Developers Limited for which he gave initial declaration under Section 90 of the Companies Act, 2013 on September 23, 2019 and thereafter from time to time.

For NAVA BHARAT VENTURES LIMITED

  
**VSN Raju**  
 Company Secretary &  
 Vice President

