

NAVA BHARAT VENTURES LIMITED

NAVA BHARAT CHAMBERS, RAJ BHAVAN ROAD, HYDERABAD-500082, TELANGANA, INDIA

NAVA BHARAT

NBV/SECTL/ 212 /2022-23

July 15, 2022

National Stock Exchange of India Limited
Exchange Plaza, 5th Floor,
Plot No.C/1, G Block
Bandra Kurla Complex, Bandra (E)
MUMBAI – 400 051
NSE Symbol : 'NBVENTURES'

Department of Corp.Services
BSE Limited
Phiroze Jeejeebhoy Towers,
Dalal Street
MUMBAI – 400 001
Scrip Code : '513023'/'NBVENTURES'

Dear Sir,

Sub: Shareholding pattern for the quarter ended June 30, 2022.

--o0o--

Please find enclosed the shareholding pattern as on June 30, 2022, pursuant to Regulation 31 of SEBI (Listing Obligations and Disclosure Requirements) Regulations, 2015 in the prescribed format, for your kind information and records.

Thanking you,

Yours faithfully
for NAVA BHARAT VENTURES LIMITED

VSN Raju
Company Secretary
& Vice President

Encl: as above.

Shareholding Pattern for the quarter ended on June 30, 2022

1	Name of Listed Entity	Nava Bharat Ventures Limited	
2	Scrip Code/Name of Scrip/Class of Security	NSE: 'NBVENTURES'/EQUITY	
		BSE: '513023'/NBVENTURES'/EQUITY	
3	Shareholding Pattern Filed under Reg.31(1)(a)/Reg.31(1)(b)/Reg.31(1) (c)	Regulation 31(1)(b)	
	a. If under 31(1)(b) then indicate the report for Quarter ending	June 30, 2022	
	b. If under 31(1)(c) then indicate date of allotment/extinguishment	Not applicable	
4	Declaration: The Listed entity is required to submit the following declaration to the extent of submission of information:		
	Particulars	Yes	No
	1. Whether the Listed Entity has issued any partly paid up shares?		No
	2. Whether the Listed Entity has issued any Convertible Securities ?		No
	3. Whether the Listed Entity has issued any Warrants ?		No
	4. Whether the Listed Entity has any shares against which depository receipts are issued?		No
	5. Whether the Listed Entity has any shares in locked-in?		No
	6. Whether any shares held by promoters are pledge or otherwise encumbered?		No
	7. Whether company has equity shares with differential voting rights?		No
	8. Whether the listed entity has any significant beneficial owner?	Yes	
5	The tabular format for disclosure of holding of specified securities is as follows:-		




Table I - Summary Statement holding of specified securities

Category	Category of Shareholder	Nos. of Shareholders	No. of fully paid-up Equity Shares held	No. of Partly paid-up Equity Shares held	No. of Shares underlying Depository Receipts	Total Nos. shares held	Shareholding as a % total no. of shares (calculated as per SCRR, 1957)	Number of Voting Rights held in each class of securities				No. of Shares underlying Outstanding Convertible Securities (including Warrants)	Shareholding as a % assuming full conversion of convertible securities (as a % of diluted share capital)	Number of Locked in Shares		Number of shares pledged or otherwise encumbered		Number of Equity Shares held in dematerialized form
								No. of Voting Rights			Total as a % of (A+B+C)			No.	total shares held	No.	total shares held	
								Class	Class	Total								
(I)	(II)	(III)	(IV)	(V)	(VI)	(VII) = (IV) + (V) + (VI)	(VIII) As a % of (A+B+C2)	(IX)				(X)	(XI) = (VII)+(X) As a % of (A+B+C2)	(XII)		(XIII)		(XIV)
(A)	Promoter & Promoter Group	17	7,18,68,694	0	0	7,18,68,694	49.53	7,18,68,694	0	7,18,68,694	49.53	0	49.53	0	0.00	0	0.00	7,18,68,694
(B)	Public	46,739	7,32,31,944	0	0	7,32,31,944	50.47	7,32,31,944	0	7,32,31,944	50.47	0	50.47	0	0.00		NA	7,23,39,513
(C)	Non Promoter - Non Public																NA	
(C1)	Shares underlying DRs	0	0	0	0	0	NA	0	0	0	0.00	0	NA	0	0.00		NA	0
(C2)	Shares held by Employee Trusts	0	0	0	0	0	0.00	0	0	0	0.00	0	0.00	0	0.00		NA	0
	Total	46,756	14,51,00,638	0	0	14,51,00,638	100.00	14,51,00,638	0	14,51,00,638	100.00	0	100.00	0	0.00	0	0	14,42,08,207




Table II - Statement showing shareholding pattern of the Promoter and Promoter Group

	Category & Name of the Shareholder(s)	PAN	No. of shareholders	No. of fully paid-up Equity Shares held	No. of Partly paid-up Equity Shares held	Nos. of Shares underlying Depository Receipts	Total Nos. shares held	Shareholding % calculated as per SCRR, 1957	Number of Voting Rights held in each class of securities				No. of Shares underlying Outstanding Convertible Securities (including Warrants)	Shareholding as a % assuming full conversion of convertible securities (as a % of diluted share capital)	Number of Locked in Shares		Number of shares pledged or otherwise encumbered		Number of Equity Shares held in dematerialized form
									No. of Voting Rights			Total as a % of Total Voting rights			No.	As a % of total shares held	No.	As a % of total shares held	
									Class Equity	Class Pref.	Total								
									(a)	(b)	(a)				(b)				
(I)	(II)	(III)	(IV)	(V)	(VI)	(VII = IV+V+VI)	As a % of (A+B+C2)(VIII)	(IX)				(X)	As a % of (XI) = (VII) + (X)	(XII)		(XIII)		(XIV)	
(1)	Indian																		
(a)	Individuals/Hindu Undivided Family		11	3,13,46,252	0	0	3,13,46,252	21.60	3,13,46,252	0	3,13,46,252	21.60	0	21.60	0	0.00	0	0.00	3,13,46,252
	Name :																		
	Promoter:																		
	Mr. Ashok Devineni			23,26,000	0	0	23,26,000	1.60	23,26,000	0	23,26,000	1.60	0	1.60	0	0.00	0	0.00	23,26,000
	Promoter group:																		
	Mr. Trivikrama Prasad Pinnamaneni			27,51,000	0	0	27,51,000	1.90	27,51,000	0	27,51,000	1.90	0	1.90	0	0.00	0	0.00	27,51,000
	Mr. Trivikrama Prasad Pinnamaneni (HUF)			7,03,000	0	0	7,03,000	0.48	7,03,000	0	7,03,000	0.48	0	0.48	0	0.00	0	0.00	7,03,000
	Mrs. Ramaa Devineni			5,23,230	0	0	5,23,230	0.36	5,23,230	0	5,23,230	0.36	0	0.36	0	0.00	0	0.00	5,23,230
	Mrs. Rajashree Pinnamaneni			70,00,000	0	0	70,00,000	4.82	70,00,000	0	70,00,000	4.82	0	4.82	0	0.00	0	0.00	70,00,000
	Mr. Ashwin Devineni			44,79,212	0	0	44,79,212	3.09	44,79,212	0	44,79,212	3.09	0	3.09	0	0.00	0	0.00	44,79,212
	Mr. Devineni Nikhil			25,50,000	0	0	25,50,000	1.76	25,50,000	0	25,50,000	1.76	0	1.76	0	0.00	0	0.00	25,50,000
	Mrs. Devineni Bhaktapriya			98,18,810	0	0	98,18,810	6.77	98,18,810	0	98,18,810	6.77	0	6.77	0	0.00	0	0.00	98,18,810
	Dr. Rajasekhar Devineni			15,630	0	0	15,630	0.01	15,630	0	15,630	0.01	0	0.01	0	0.00	0	0.00	15,630
	jointly with Mr. Ashok Devineni			10,50,000	0	0	10,50,000	0.72	10,50,000	0	10,50,000	0.72	0	0.72	0	0.00	0	0.00	10,50,000
	Mrs. Nilima Alluri			1,29,370	0	0	1,29,370	0.09	1,29,370	0	1,29,370	0.09	0	0.09	0	0.00	0	0.00	1,29,370
	Mrs. Rituparna Jawahar			0	0	0	0	0.00	0	0	0	0.00	0	0.00	0	0.00	0	0.00	0
(b)	Central Government/State Government(s)		0	0	0	0	0	0.00	0	0	0	0.00	0	0.00	0	0.00	0	0.00	0
(c)	Financial Institutions/Banks		0	0	0	0	0	0.00	0	0	0	0.00	0	0.00	0	0.00	0	0.00	0
(d)	Any Other(specify)																		
	Name :																		
	(i) Bodies Corporate		6	4,05,22,442	0	0	4,05,22,442	27.93	4,05,22,442	0	4,05,22,442	27.93	0	27.93	0	0.00	0	0.00	4,05,22,442
	Promoter group entity																		
	Nav Developers Limited			1,60,93,517	0	0	1,60,93,517	11.09	1,60,93,517	0	1,60,93,517	11.09	0	11.09	0	0.00	0	0.00	1,60,93,517
	A.N. Investments Private Limited			94,79,825	0	0	94,79,825	6.53	94,79,825	0	94,79,825	6.53	0	6.53	0	0.00	0	0.00	94,79,825
	S.R.T. Investments Private Limited			77,80,000	0	0	77,80,000	5.36	77,80,000	0	77,80,000	5.36	0	5.09	0	0.00	0	0.00	77,80,000
	A9 Homes Private Limited			25,74,100	0	0	25,74,100	1.77	25,74,100	0	25,74,100	1.77	0	1.77	0	0.00	0	0.00	25,74,100
	V9 Avenues Private Limited			22,45,000	0	0	22,45,000	1.55	22,45,000	0	22,45,000	1.55	0	1.55	0	0.00	0	0.00	22,45,000
	AV Dwellings Private Limited			23,50,000	0	0	23,50,000	1.62	23,50,000	0	23,50,000	1.62	0	1.55	0	0.00	0	0.00	23,50,000
	(ii) Trust																		
	Promoter group:																		
	Nav Energy Private Limited			0	0	0	0	0.00	0	0	0	0.00	0	0.00	0	0.00	0	0.00	0
	Sub-Total(A)(1)		17	7,18,68,694	0	0	7,18,68,694	49.53	7,18,68,694	0	7,18,68,694	49.53	0	49.53	0	0.00	0	0.00	7,18,68,694
(2)	Foreign																		
(a)	Individuals (Non- Resident Individuals/ Foreign		0	0	0	0	0	0.00	0	0	0	0.00	0	0.00	0	0.00	0	0.00	0
(b)	Government		0	0	0	0	0	0.00	0	0	0	0.00	0	0.00	0	0.00	0	0.00	0
(c)	Institutions		0	0	0	0	0	0.00	0	0	0	0.00	0	0.00	0	0.00	0	0.00	0
(d)	Foreign Portfolio Investor		0	0	0	0	0	0.00	0	0	0	0.00	0	0.00	0	0.00	0	0.00	0
(e)	Any Other (Specify)		0	0	0	0	0	0.00	0	0	0	0.00	0	0.00	0	0.00	0	0.00	0
	Sub-Total (A)(2)		0	0	0	0	0	0.00	0	0	0	0.00	0	0.00	0	0.00	0	0.00	0
	Total Shareholding of Promoter and Promoter Group A = (A)(1) + (A)(2)		17	7,18,68,694	0	0	7,18,68,694	49.53	7,18,68,694	0	7,18,68,694	49.53	0	49.53	0	0.00	0	0.00	7,18,68,694







Table III - Statement showing shareholding pattern of the Public Shareholder

	Category & Name of the Shareholders	PAN	No. of shareholders	No. of fully paid-up Equity Shares held	No. of Partly paid-up Equity Shares held	Nos. of Shares underlying Depository Receipts	Total Nos. shares held	Shareholding % calculated as per SCRR, 1957	Number of Voting Rights held in each class of securities			No. of Shares underlying Outstanding Convertible Securities (including Warrants)	Total Shareholding as a % assuming full conversion of convertible securities (as a % of diluted share capital)	Number of Locked in Shares		Number of shares pledged of otherwise encumbered		Number of Equity Shares held in dematerialized form	
									No. of Voting Rights					Total as a % of Total Voting rights	No.	As a % of total shares held	No.		As a % of total shares held
									Class Equity	Class Pref.	Total								
(I)	(II)	(III)	(IV)	(V)	(VI)	(VII = IV+V+VI)	As a % of (A+B+C2) (VIII)	(IX)			(X)	(XI)	(XII)		(XIII)		(XIV)		
(1)	Institutions																		
(a)	Mutual Funds Name (Holding above 1%)		2	3,43,133	0	0	3,43,133	0.24	3,43,133	0	3,43,133	0.24	0	0.24	0	0.00	NA		3,43,133
(b)	Venture Capital Funds Name (xyz)		0	0	0	0	0	0.00	0	0	0	0.00	0	0.00	0	0.00	NA		0
(c)	Alternate Investment Funds Name (xyz)		0	0	0	0	0	0.00	0	0	0	0.00	0	0.00	0	0.00	NA		0
(d)	Foreign Venture Capital Investors Name (xyz)		0	0	0	0	0	0.00	0	0	0	0.00	0	0.00	0	0.00	NA		0
(e)	Foreign Portfolio Investors Names : (Holding above 1%)		83	1,36,40,412	0	0	1,36,40,412	9.40	1,36,40,412	0	1,36,40,412	9.40	0	9.40	0	0.00	NA		1,36,40,412
(f)	Financial Institutions/Banks Name (xyz)		5	13,120	0	0	13,120	0.01	13,120	0	13,120	0.01	0	0.01	0	0.00	NA		9,710
(g)	Insurance Companies Name (xyz)		0	0	0	0	0	0.00	0	0	0	0.00	0	0.00	0	0.00	NA		0
(h)	Provident Funds/Pension Funds Name (xyz)		0	0	0	0	0	0.00	0	0	0	0.00	0	0.00	0	0.00	NA		0
(i)	Any Other (Specify)		0	0	0	0	0	0.00	0	0	0	0.00	0	0.00	0	0.00	NA		0
	Sub-Total (B)(1)		90	1,39,96,665	0	0	1,39,96,665	9.65	1,39,96,665	0	1,39,96,665	9.65	0	9.65	0	0.00	NA		1,39,93,255
(2)	Central Government/State Government(s)/ President of India Name (xyz)		0	0	0	0	0	0.00	0	0	0	0.00	0	0.00	0	0.00	NA		0
	Sub-Total (B)(2)		0	0	0	0	0	0.00	0	0	0	0.00	0	0.00	0	0.00	NA		0

4



Category & Name of the Shareholders	PAN	No. of shareholders	No. of fully paid-up Equity Shares held	No. of Partly paid-up Equity Shares held	Nos. of Shares underlying Depository Receipts	Total Nos. shares held	Shareholding % calculated as per SCRR, 1957	Number of Voting Rights held in each class of securities			No. of Shares underlying Outstanding Convertible Securities (including Warrants)	Total Shareholding as a % assuming full conversion of convertible securities (as a % of diluted share capital)	Number of Locked in Shares		Number of shares pledged of otherwise encumbered		Number of Equity Shares held in dematerialized form		
								No. of Voting Rights					Total as a % of Total Voting rights	No.	As a % of total shares held	No.		As a % of total shares held	
								Equity	Class	Total									(a)
(I)	(II)	(III)	(IV)	(V)	(VI)	(VII = IV+V+VI)	As a % of (A+B+C2) (VIII)	(IX)			(X)	(XI)	(XII)		(XIII)	(XIV)			
(3) Non-institutions																			
(a) Individuals -																			
i. Individual shareholders holding nominal share capital up to ₹ 2/- lakh		45,393	2,89,28,648	0	0	2,89,28,648	19.94	2,89,28,648	0	2,89,28,648	19.94	0	19.94	0	0.00	NA		2,80,60,207	
ii. Individual shareholders holding nominal share capital in excess of ₹ 2/- lakhs.		59	2,16,85,563	0	0	2,16,85,563	14.95	2,16,85,563	0	2,16,85,563	14.95	0	14.95	0	0.00	NA		2,16,70,563	
Name : (Holding above 1%)																			
Sunitha Vemulapalli		1	20,16,630	0	0	20,16,630	1.39	20,16,630	0	20,16,630	1.39	0	1.39	0	0.00	NA		20,16,630	
Mathew Cyriac		1	16,45,661	0	0	16,45,661	1.13	16,45,661		16,45,661	1.13	0	1.13	0	0.00	NA		16,45,661	
(b) NBFCs registered with RBI		1	9,600	0	0	12,100	0.01	12,100	0	12,100	0.01	0	0.01	0	0.00	NA		9,600	
(c) Employee Trusts		0	0	0	0	0	0.00	0	0	0	0.00	0	0.00	0	0.00	NA		0	
(d) Overseas Depositories (holding DRs) (balancing figure)		0	0	0	0	0	0.00	0	0	0	0.00	0	0.00	0	0.00	NA		0	
(e) Any Other (Specify)																			
Names :																			
i. Bodies Corporate		288	41,79,049	0	0	41,79,049	2.88	41,79,049	0	41,79,049	2.88	0	2.88	0	0.00	NA		41,78,709	
ii. Unclaimed Shares Suspense A/c		1	5,65,140	0	0	5,65,140	0.39	5,65,140	0	5,65,140	0.39	0	0.39	0	0.00	NA		5,65,140	
iii. Directors and Relatives		12	8,40,757	0	0	8,40,757	0.58	8,40,757	0	8,40,757	0.58	0	0.58	0	0.00	NA		8,40,757	
iv. Clearing Members		85	2,79,880	0	0	2,79,880	0.19	2,79,880	0	2,79,880	0.19	0	0.19	0	0.00	NA		2,79,880	
v. Trusts		1	4,860	0	0	4,860	0.00	4,860	0	4,860	0.00	0	0.00	0	0.00	NA		4,860	
vi. Non Resident Indians - Repatriable		510	6,19,233	0	0	6,19,233	0.43	6,19,233	0	6,19,233	0.43	0	0.43	0	0.00	NA		6,13,993	
vii. Non Resident Indians - Non Repatriable		298	14,96,864	0	0	14,96,864	1.03	14,96,864	0	14,96,864	1.03	0	1.03	0	0.00	NA		14,96,864	
viii. IEPF		1	6,25,685	0	0	6,25,685	0.43	6,25,685	0	6,25,685	0.43	0	0.43	0	0.00	NA		6,25,685	
Sub-Total (B)(3)		46,649	5,92,35,279	0	0	5,92,37,779	40.82	5,92,37,779	0	5,92,37,779	40.82	0	40.82	0	0.00	0		5,83,46,258	
Total Public Shareholding (B) = (B)(1)+(B)(2)+(B)(3)		46,739	7,32,31,944	0	0	7,32,34,444	50.47	7,32,34,444	0	7,32,34,444	50.47	0	50.47	0	0.00	NA		7,23,39,513	

Details of Shares which remain unclaimed may be given here along with details such as number of shareholders, outstanding shares held in demat/unclaimed suspense account, voting rights which are frozen etc.: 5,65,140 Equity Shares (0.39%) are held in the name of 'Nava Bharat Ventures Limited - Unclaimed Suspense Account' against 1,227 Shareholders in demat form as on June 30, 2022.

5





Table IV - Statement showing shareholding pattern of the Non Promoter - Non Public Shareholder

	Category & Name of the Shareholder(s)	PAN	No. of shareholders	No. of fully paid-up Equity Shares held	Partly paid-up Equity Shares held	Nos. of Shares underlying Depository Receipts	Total Nos. shares held	Shareholding % calculated as per SCRR, 1957	Number of Voting Rights held in each class of securities				No. of Shares underlying Outstanding Convertible Securities (including Warrants)	Total Shareholding as a % assuming full conversion of convertible securities (as a % of diluted share capital)	Number of Locked in Shares		Number of shares pledged or otherwise encumbered		Number of Equity Shares held in dematerialized form
									No. of Voting Rights			Total as a % of Total Voting rights			No.	As a % of total shares held	No.	As a % of total shares held	
									Class	Class	Total								
									Equity	Pref.					(a)	(b)	(a)	(b)	
	(I)	(II)	(III)	(IV)	(V)	(VI)	VII = IV+V+VI	As a % of (A+B+C2) (VIII)	(IX)				(X)	(XI) = (VII) + (X) As a % of A+B+C2	(XII)		(XIII)		(XIV)
(1)	Custodian/DR Holder Name of DR Holder (if available); <u>Not applicable</u> (i) Name: <u>Not applicable</u>		0	0	0	0	0		0	0	0	0.00	0	0.00	0	0.00	NA	0	
(2)	Employee Benefit Trust (under SEBI (Share based Employee Benefit) Regulations, 2014) (a) Name: <u>Not applicable</u>		0	0	0	0	0	0.00	0	0	0	0.00	0	0.00	0	0.00	NA NA	0	
	Total Non-Promoter - Non Public Shareholding (C) = (C)(1) + (C)(2)		0	0	0	0	0	0.00	0	0	0	0.00	0	0.00	0	0.00	NA	0	

Note

- (1) PAN would not be displayed on website of Stock Exchange(s).
- (2) The above format needs to disclose name of all holders holding more than 1% of total number of shares
- (3) W.r.t. the information pertaining to Depository Receipts, the same may be disclosed in the respective columns to the extent information available.



6

Table V- Statement showing details of significant beneficial owners

Sr. No.	Details of the significant beneficial owner (I)			Details of the registered owner (II)			Particulars of the shares in which significant beneficial interest is held by the beneficial owner * (III)		Date of creation/ acquisition of significant beneficial interest (IV)
	Name	PAN	Nationality	Name	PAN	Nationality	Number of shares	Shareholding as a % of total no. of shares (calculated as per SCRR, 1957) As a % of (A+B+C2)	
1	Mr.D.ASHOK		INDIAN	NAV DEVELOPERS LIMITED		INDIAN	1,60,93,517	11.09	29.01.1996

* Particulars of the shares held by the registered owner in which significant beneficial interest is held by the beneficial owner

Note: Mr. D. Ashok is having shares in the Company both directly and indirectly. He is having 1.60% of shares directly, 11.09% of shares indirectly through Nav Developers Limited for which he gave initial declaration under Section 90 of the Companies Act, 2013 on September 23, 2019 and thereafter from time to time.

