

NAVA BHARAT VENTURES LIMITED

NAVA BHARAT CHAMBERS, RAJ BHAVAN ROAD, HYDERABAD-500082, TELANGANA, INDIA

NAVA BHARAT

NBV/SECTL/ 562 /2019-20

October 17, 2019

Listing Department
National Stock Exchange of India Limited
Exchange Plaza, 5th Floor,
Plot No.C/1, G Block
Bandra Kurla Complex, Bandra (E)
MUMBAI – 400 051
NSE Symbol : 'NBVENTURES'

Dept.of Corp.Services
BSE Limited
Phiroze Jeejeebhoy Towers,
Dalal Street
MUMBAI – 400 001

Scrip Code : '513023' / 'NBVENTURE'

Dear Sirs,

Dear Sirs,

Sub: Shareholding pattern for the quarter ended September 30, 2019.

--oOo--


Please find enclosed the shareholding pattern as on September 30, 2019, pursuant to Regulation 31 (1) (b) of Securities and Exchange Board of India (Listing Obligations and Disclosure Requirements) Regulations, 2015 in the prescribed format.

Kindly take the same on record and acknowledge the receipt.

Thanking you

Yours faithfully
for Nava Bharat Ventures Ltd.,


VSN Raju
Company Secretary
& Vice President



Encl: as above.

Shareholding Pattern for Q2 ended on September 30, 2019

1	Name of Listed Entity	Nava Bharat Ventures Limited	
2	Scrip Code/Name of Scrip/Class of Security	NSE: `NBVENTURES/EQUITY	
		BSE: `513023`/NBVENTURES/EQUITY	
3	Shareholding Pattern Filed under Reg.31(1)(a)/Reg.31(1)(b)/Reg.31(1) (c)	Regulation 31(1)(b)	
	a. If under 31(1)(b) then indicate the report for Quarter ending	Quarter ending September 30, 2019	
	b. If under 31(1)(c) then indicate date of allotment/extinguishment	Not Applicable	
4	Declaration: The Listed entity is required to submit the following declaration to the extent of submission of information:		
	Particulars	Yes	No
	1. Whether the Listed Entity has issued any partly paid up shares?		No
	2. Whether the Listed Entity has issued any Convertible Securities or Warrants?		No
	3. Whether the Listed Entity has any shares against which depository receipts are issued?		No
	4. Whether the Listed Entity has any shares in locked-in?		No
	5. Whether any shares held by promoters are pledged or otherwise encumbered?		No
5	The tabular format for disclosure of holding of specified securities is as follows:-		



For NAVA BHARAT VENTURES LIMITED



VSN Raju
 Company Secretary &
 Vice President

Table I - Summary Statement holding of specified securities

Category	Category of Shareholder	Nos. of Shareholders	No. of fully paid-up equity shares held	No. of partly paid-up equity shares held	No. of Shares underlying Depository Receipts	Total Nos. Shares held	Shareholding as a % of total no. of Shares (calculated as per SCRR, 1957)	Number of Voting Rights held in each class of securities			No. of Shares Underlying Outstanding Convertible Securities (including Warrants)	Shareholding as a % assuming full conversion of convertible securities (as a % of diluted share capital)	No. of Locked in Shares		No. of Shares pledged or otherwise encumbered		Number of Equity Shares held in dematerialized form	
								No. of Voting Rights					Total as a % of (A+B+C)	No.	As a % of total shares held (b)	No.		As a % of total shares held (b)
								Class Equity	Class Pref.	Total								
(I)	(II)	(III)	(IV)	(V)	(VI)	(VII) = (IV) + (V) + (VI)	(VIII) As a % of (A+B+C2)	IX)			(X)	(XI) = (VII)+(X) As a % of (A+B+C2)	XII)		XIII)		(XIV)	
(A)	Promoter & Promoter Group	17	80,754,278	0	0	80,754,278	45.83	80,754,278	0	80,754,278	45.83	0	0.00	0	0.00	0	0.00	80,754,278
(B)	Public	25,267	92,662,742	0	0	92,662,742	52.58	92,662,742	0	92,662,742	52.58	0	0.00			NA		91,724,540
(C)	Non Promoter - Non Public															NA		
(C1)	Shares underlying DRs	0	0	0	0	0	NA	0	0	0	0.00	0	0.00	0	0.00	NA		0
(C2)	Shares held by Employee Trusts	1	2,800,000	0	0	2,800,000	1.59	2,800,000	0	2,800,000	1.59	0	0.00			NA		2,800,000
	Total	25,285	176,217,020	0	0	176,217,020	100.00	176,217,020	0	176,217,020	100.00	0	0.00	0	0.00	0	0	175,278,818



NAVA BHARAT VENTURES LIMITED

NAVA BHARAT VENTURES LIMITED
 Hyderabad
 2023

Table II - Statement showing shareholding pattern of the Promoter and Promoter Group

Category & Name of the Shareholders	PAN	No. of Share-holders	No. of fully paid-up Equity Shares held	Partly paid-up Equity Shares held	Nos. of Shares underlying Depository Receipts	Total Nos. Shares held	Shareholding of % calculated as per SCRR, 1957	Number of Voting Rights held in each class of securities			No. of Shares underlying Outstanding Convertible Securities (including Warrants)	Shareholding as a % assuming full conversion of convertible securities (as a % of diluted share capital	Number of Locked in Shares		Number of shares pledged or otherwise encumbered		Number of Equity Shares held in dematerialized form	
								No. of Voting Rights		Total as a % of Total Voting rights			No.	As a % of total shares held	No.	As a % of total shares held		
								Class Equity	Class Pref.									(a)
(I)	(II)	(III)	(IV)	(V)	(VI)	(VII = IV+V+VI)	(VIII) As a % of (A+B+C2)	(IX)			(X)	(XI) = (VII) + (X)	(XII)		(XIII)	(XIV)		
(1) Indian																		
(a) Individuals/Hindu Undivided Family		10	31,383,646	0	0	31,383,646	17.81	31,383,646	0	31,383,646	17.81	0	17.81	0	0.00	0	0.00	31,383,646
Name :																		
Mr. Devineni Ashok	ABVPD5737F		2,226,000	0	0	2,226,000	1.26	2,226,000	0	2,226,000	1.26	0	1.26	0	0.00	0	0.00	2,226,000
Mrs. Devineni Ramaa	ACGPD0277Q		523,230	0	0	523,230	0.30	523,230	0	523,230	0.30	0	0.30	0	0.00	0	0.00	523,230
Mr. Ashwin Devineni	AFKPD8669R		3,665,212	0	0	3,665,212	2.08	3,665,212	0	3,665,212	2.08	0	2.08	0	0.00	0	0.00	3,665,212
Mr. Nikhil Devineni	AMWPD4181F		2,550,000	0	0	2,550,000	1.45	2,550,000	0	2,550,000	1.45	0	1.45	0	0.00	0	0.00	2,550,000
Mrs. Devineni Bhaktapriya	ACYPD2219G		9,802,900	0	0	9,802,900	5.56	9,802,900	0	9,802,900	5.56	0	5.56	0	0.00	0	0.00	9,802,900
Dr. Devineni Rajasekhar jointly with Mr. D. Ashok	AAKPD7740C		15,630	0	0	15,630	0.01	15,630	0	15,630	0.01	0	0.01	0	0.00	0	0.00	15,630
Mrs. Alluri Nilma	AAKPA8609F		1,050,000	0	0	1,050,000	0.60	1,050,000	0	1,050,000	0.60	0	0.60	0	0.00	0	0.00	1,050,000
Mr. Pinnamaneni Trivikrama Prasad	AENPP0497F		3,850,488	0	0	3,850,488	2.19	3,850,488	0	3,850,488	2.19	0	2.19	0	0.00	0	0.00	3,850,488
Mr. Pinnamaneni Trivikrama Prasad (HUF)	AAGHP6929M		702,630	0	0	702,630	0.40	702,630	0	702,630	0.40	0	0.40	0	0.00	0	0.00	702,630
Mrs. Pinnamaneni Rajashree	AAOPP2417L		6,997,556	0	0	6,997,556	3.97	6,997,556	0	6,997,556	3.97	0	3.97	0	0.00	0	0.00	6,997,556
(b) Central Government/State Government(s)		0	0	0	0	0	0.00	0	0	0	0.00	0	0.00	0	0.00	0	0.00	0
(c) Financial Institutions/Banks		0	0	0	0	0	0.00	0	0	0	0.00	0	0.00	0	0.00	0	0.00	0
(d) Any Other(specify)																		
Name :																		
(i) Bodies Corporate		6	39,423,612	0	0	39,423,612	22.37	39,423,612	0	39,423,612	22.37	0	22.37	0	0.00	0	0.00	39,423,612
Nav Developers Limited	AAACN7350B		16,093,517	0	0	16,093,517	9.13	16,093,517	0	16,093,517	9.13	0	9.13	0	0.00	0	0.00	16,093,517
A.N. Investments Private Limited	AABCA9109Q		9,333,115	0	0	9,333,115	5.30	9,333,115	0	9,333,115	5.30	0	5.30	0	0.00	0	0.00	9,333,115
S.R.T. Investments Private Limited	AAOCS8358J		7,137,000	0	0	7,137,000	4.05	7,137,000	0	7,137,000	4.05	0	4.05	0	0.00	0	0.00	7,137,000
A9 Homes Private Limited	AAECM5096P		2,414,000	0	0	2,414,000	1.37	2,414,000	0	2,414,000	1.37	0	1.37	0	0.00	0	0.00	2,414,000
V9 Avenues Private Limited	AAECM4722C		2,219,980	0	0	2,219,980	1.26	2,219,980	0	2,219,980	1.26	0	1.26	0	0.00	0	0.00	2,219,980
AV Dwellings Private Limited	AAECM4721B		2,226,000	0	0	2,226,000	1.26	2,226,000	0	2,226,000	1.26	0	1.26	0	0.00	0	0.00	2,226,000
(ii) Trust		1	9,947,020	0	0	9,947,020	5.64	9,947,020	0	9,947,020	5.64	0	5.64	0	0.00	0	0.00	9,947,020
Name :																		
Nav Energy Private Limited (Holding Shares of the Company [NBVL] for the benefit of the Company [NBVL])	AABCN3524A		9,947,020	0	0	9,947,020	5.64	9,947,020	0	9,947,020	5.64	0	5.64	0	0.00	0	0.00	9,947,020
Sub-Total (A)(1)		17	80,754,278	0	0	80,754,278	45.83	80,754,278	0	80,754,278	45.83	0	45.83	0	0.00	0	0.00	80,754,278
(2) Foreign																		
(a) Individuals (Non- Resident Individuals/ Foreign Individuals)		0	0	0	0	0	0.00	0	0	0	0.00	0	0.00	0	0.00	0	0.00	0
(b) Government		0	0	0	0	0	0.00	0	0	0	0.00	0	0.00	0	0.00	0	0.00	0
(c) Institutions		0	0	0	0	0	0.00	0	0	0	0.00	0	0.00	0	0.00	0	0.00	0
(d) Foreign Portfolio Investor		0	0	0	0	0	0.00	0	0	0	0.00	0	0.00	0	0.00	0	0.00	0
(e) Any Other (Specify)		0	0	0	0	0	0.00	0	0	0	0.00	0	0.00	0	0.00	0	0.00	0
Sub-Total (A)(2)		0	0	0	0	0	0.00	0	0	0	0.00	0	0.00	0	0.00	0	0.00	0
Total Shareholding of Promoter and Promoter Group A = (A)(1) + (A)(2)		17	80,754,278	0	0	80,754,278	45.83	80,754,278	0	80,754,278	45.83	0	45.83	0	0.00	0	0.00	80,754,278

Details of Shares which remain unclaimed may be given here along with details such as number of shareholders, outstanding shares held in demat/unclaimed suspense account, voting rights which are frozen etc.

Note:

(1) PAN would not be displayed on website of Stock Exchange(s).

(2) The term "Encumbrance" has the same meaning as assigned under regulation 28(3) of SEBI (Substantial Acquisition of Shares and Takeovers) Regulations, 2011.

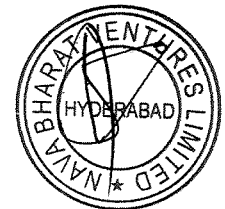



Table III - Statement showing shareholding pattern of the Public Shareholder

Category & Name of the Shareholders	PAN	No. of Shareholders	No. of fully paid-up Equity Shares held	Partly paid-up Equity Shares held	Nos. of Shares underlying Depository Receipts	Total Nos. Shares held	Shareholding of % calculated as per SCRR, 1957	Number of Voting Rights held in each class of securities			No. of Shares underlying Outstanding Convertible Securities (including Warrants)	Shareholding as a % assuming full conversion of convertible securities (as a % of diluted share capital	Number of Locked in Shares		Number of shares pledged or otherwise encumbered		Number of Equity Shares held in dematerialized form	
								No. of Voting Rights		Total as a %			No.	As a % of total shares held	No.	As a % of total shares held		
								Class Equity	Class Pref.	Total								(a)
(I)	(II)	(III)	(IV)	(V)	(VI)	(VII = IV+V+VI)	(VIII)	(IX)			(X)	(XI) = (VII) + (X) As a % of A+B+C2	(XII)		(XIII)		(XIV)	
(1) Institutions																		
(a) Mutual Funds		5	16,190,959	0	0	16,190,959	9.19	16,190,959	0	16,190,959	9.19	0	9.19	0	0.00	NA	16,190,959	
Name (Holding above 1%)																NA		
UTI - Core Equity Fund	AAATU1088L	1	7,114,794	0	0	7,114,794	4.04	7,114,794	0	7,114,794	4.04	0	4.04	0	0.00	NA	7,114,794	
IDFC Equity Opportunities Fund - Series 4	AAETS9556K	1	9,032,374	0	0	9,032,374	5.13	9,032,374	0	9,032,374	5.13	0	5.13	0	0.00	NA	9,032,374	
(b) Venture Capital Funds		0	0	0	0	0	0.00	0	0	0	0.00	0	0.00	0	0.00	NA	0	
Name (xyz)																NA		
(c) Alternate Investment Funds		0	0	0	0	0	0.00	0	0	0	0.00	0	0.00	0	0.00	NA	0	
Name (xyz)																NA		
(d) Foreign Venture Capital Investors		0	0	0	0	0	0.00	0	0	0	0.00	0	0.00	0	0.00	NA	0	
Name (xyz)																NA		
(e) Foreign Portfolio - Corp. (previously Foreign Portfolio Investors)		55	20,818,881	0	0	20,818,881	11.81	20,818,881	0	20,818,881	11.81	0	11.81	0	0.00	NA	20,818,881	
Names (Holding above 1%)																NA		
Morgan Stanley Asia (Singapore) Pte	AAECM3575F	1	4,221,805	0	0	4,221,805	2.40	4,221,805	0	4,221,805	2.40	0	2.40	0	0.00	NA	4,221,805	
Retail Employees Superannuation Pty Limited as Trustee for Retail Employees Superannuation Trust	AABTR1250N	1	3,381,806	0	0	3,381,806	1.92	3,381,806	0	3,381,806	1.92	0	1.92	0	0.00	NA	3,381,806	
East Bridge Capital Master Fund Ltd	AACCE9888M	1	1,815,676	0	0	1,815,676	1.03	1,815,676	0	1,815,676	1.03	0	1.03	0	0.00	NA	1,815,676	
(f) Financial Institutions/Banks		8	136,095	0	0	136,095	0.08	136,095	0	136,095	0.08	0	0.08	0	0.00	NA	132,685	
Name (xyz)																NA		
(g) Insurance Companies		0	0	0	0	0	0.00	0	0	0	0.00	0	0.00	0	0.00	NA	0	
Name (xyz)																NA		
(h) Provident Funds/Pension Funds		0	0	0	0	0	0.00	0	0	0	0.00	0	0.00	0	0.00	NA	0	
Name (xyz)																NA		
(i) Any Other (Specify)		0	0	0	0	0	0.00	0	0	0	0.00	0	0.00	0	0.00	NA	0	
Name :																NA		
Sub-Total (B)(1)		68	37,145,935	0	0	37,145,935	21.08	37,145,935	0	37,145,935	21.08	0	21.08	0	0.00	NA	37,142,525	
(2) Central Government/State Government(s)/President of India		0	0	0	0	0	0.00	0	0	0	0.00	0	0.00	0	0.00	NA	0	
Name (xyz)																NA		
Sub-Total (B)(2)		0	0	0	0	0	0.00	0	0	0	0.00	0	0.00	0	0.00	NA	0	



Category & Name of the Shareholders	PAN	No. of Shareholders	No. of fully paid-up Equity Shares held	Partly paid-up Equity Shares held	Nos. of Shares underlying Depository Receipts	Total Nos. Shares held	Shareholding of % calculated as per SCRR, 1957	Number of Voting Rights held in each class of securities				No. of Shares underlying Outstanding Convertible Securities (including Warrants)	Shareholding as a % assuming full conversion of convertible securities (as a % of diluted share capital	Number of Locked in Shares		Number of shares pledged or otherwise encumbered		Number of Equity Shares held in dematerialized form	
								No. of Voting Rights			Total as a % of Total Voting rights			No. (a)	As a % of total shares held (b)	No. (a)	As a % of total shares held (b)		
								Class Equity	Class Pref.	Total									
(I)	(II)	(III)	(IV)	(V)	(VI)	(VII = IV+V+VI)	(VIII)	(IX)				(X)	(XI) = (VII) + (X) As a % of A+B+C2	(XII)		(XIII)		(XIV)	
(3) Non-institutions																			
(a) Individuals -																			
i. Individual shareholders holding nominal share capital up to ₹ 2/- lakh		24,194	25,788,029	0	0	25,788,029	14.63	25,788,029	0	25,788,029	14.63	0	14.63	0	0.00		NA		24,874,157
ii. Individual shareholders holding nominal share capital in excess of ₹ 2/- lakhs. Name : (Holding above 1%)		57	20,427,116	0	0	20,427,116	11.59	20,427,116	0	20,427,116	11.59	0	11.59	0	0.00		NA		20,412,116
Sunitha Vemulapalli	AAIPV6103D	1	2,016,630	0	0	2,016,630	1.14	2,016,630	0	2,016,630	1.14	0	1.14	0	0.00		NA		2,016,630
(b) NBFCs registered with RBI		3	14,100	0	0	14,100	0.01	14,100	0	14,100	0.01	0	0.01	0	0.00		NA		14,100
(c) Employee Trusts		0	0	0	0	0	0.00	0	0	0	0.00	0	0.00	0	0.00		NA		0
(d) Overseas Depositories (holding DRs) (balancing figure)		0	0	0	0	0	0.00	0	0	0	0.00	0	0.00	0	0.00		NA		0
(e) Any Other (Specify) Names :																			
i. Bodies Corporate		381	5,832,351	0	0	5,832,351	3.31	5,832,351	0	5,832,351	3.31	0	3.31	0	0.00		NA		5,831,671
ii. Unclaimed Shares Suspense A/c		1	862,825	0	0	862,825	0.49	862,825	0	862,825	0.49	0	0.49	0	0.00		NA		862,825
iii. Directors and Relatives		12	821,157	0	0	821,157	0.47	821,157	0	821,157	0.47	0	0.47	0	0.00		NA		821,157
iv. Clearing Members		45	46,112	0	0	46,112	0.03	46,112	0	46,112	0.03	0	0.03	0	0.00		NA		46,112
v. Trusts		5	72,372	0	0	72,372	0.04	72,372	0	72,372	0.04	0	0.04	0	0.00		NA		72,372
vi. Non Resident Indians - Repatriable		305	701,369	0	0	701,369	0.40	701,369	0	701,369	0.40	0	0.40	0	0.00		NA		696,129
vii. Non Resident Indians - Non Repatriable		194	568,770	0	0	568,770	0.32	568,770	0	568,770	0.32	0	0.32	0	0.00		NA		568,770
viii. Foreign Nationals		0	0	0	0	0	0.00	0	0	0	0.00	0	0.00	0	0.00		NA		0
ix. IEPF		1	320,591	0	0	320,591	0.18	320,591	0	320,591	0.18	0	0.18	0	0.00		NA		320,591
x. Alternative Investment Fund		1	62,015	0	0	62,015	0.04	62,015	0	62,015	0.04	0	0.04	0	0.00		NA		62,015
Sub-Total (B)(3)		25,199	55,516,807	0	0	55,516,807	31.50	55,516,807	0	55,516,807	31.50	0	31.50	0	0.00		0		54,582,015
Total Public Shareholding (B) = (B)(1)+(B)(2)+(B)(3)		25,267	92,662,742	0	0	92,662,742	52.58	92,662,742	0.00	92,662,742	52.58	0	52.58	0	0		NA		91,724,540

Details of the shareholders acting as persons in Concert including their Shareholding (No. and %).

Details of Shares which remain unclaimed may be given here along with details such as number of shareholders, outstanding shares held in demat/unclaimed suspense account, voting rights which are frozen etc.: 862,825 Equity Shares (0.49%) are held in the name of 'Nava Bharat Ventures Limited - Unclaimed Suspense Account' against 1,235 Shareholders in demat form as on September 30, 2019.




Table IV - Statement showing shareholding pattern of the Non Promoter - Non Public Shareholder

	Category & Name of the Shareholders	PAN	No. of Shareholder	No. of fully paid-up Equity Shares held	Partly paid-up Equity Shares held	Nos. of Shares underlying Depository Receipts	Total No. Shares held	Shareholding % calculated as per SCRR, 1957	Number of Voting Rights held in each class of securities			No. of Shares underlying Outstanding Convertible Securities (including Warrants)	Total shareholding as a % assuming full conversion of Convertible Securities (as a % of diluted share capital)	Number of Locked in Shares		Number of shares pledged or otherwise encumbered		Number of Equity Shares held in dematerialized form (Not Applicable)	
									No. of Voting Rights					Total as a % of Total Voting rights	No.	As a % of total shares held	No. (Not Applicable)		As a % of total shares held (Not Applicable)
									Class Equity	Class Pref.	Total								
(I)	(II)	(III)	(IV)	(V)	(VI)	(VII = IV+V+VI)	(VIII) As a % of (A+B+C2)	(IX)			(X)	(XI)	(XII)		(XIII)		(XIV)		
(1)	Custodian/DR Holder																		
(a)	Name of DR Holder (if available)																		
(i)	abc...		0	0	0	0	0		0	0	0	0.00	0	0.00	0	0.00	NA	0	
(ii)	efg...		0	0	0	0	0		0	0	0	0.00	0	0.00	0	0.00	NA	0	
(2)	Employee Benefit Trust (under SEBI (Share based Employee Benefit) Regulations, 2014)																		
(a)	Name :																		
	Nava Bharat Ventures Employee Welfare Trust through its Trustee - Barclays Wealth Trustees India Pvt. Ltd.	AABTN5934H	1	2,800,000	0	0	2,800,000	1.59	2,800,000	0	2,800,000	1.59	0	1.59	0	0.00	NA	2,800,000	
	Total Non-Promoter - Non Public Shareholding (C) = (C)(1) + (C)(2)		1	2,800,000	0	0	2,800,000	1.59	2,800,000	0	2,800,000	1.59	0	1.59	0	0.00	NA	2,800,000	

Note

(1) PAN would not be displayed on website of Stock Exchange(s).

(2) The above format needs to disclose name of all holders holding more than 1% of total number of shares

(3) W.r.t. the information pertaining to Depository Receipts, the same may be disclosed in the respective columns to the extent information available.






Table V- Statement showing details of significant beneficial owners


Sr. No.	Details of the significant beneficial owner (I)			Details of the registered owner (II)			Particulars of the shares in which significant beneficial interest is held by the beneficial owner (III)		Date of creation/acquisition of significant beneficial interest (IV)
	Name	PAN	Nationality	Name	PAN	Nationality	Number of shares	Shareholding as a % of total no. of shares (calculated as per SCRR, 1957) As a % of (A+B+C2)	
1	Mr.D.ASHOK	ABVPD5737F	INDIAN	NAV DEVELOPERS LIMITED	AAACN7350B	INDIAN	16,093,517	9.13	29.01.1996

Note: Mr. D. Ashok is having shares in the Company both directly and indirectly. He is having 1.26% of shares directly and 9.13% of shares indirectly through Nave Developers Limited for which he gave declaration under Section 90 of the Companies Act, 2013 on September 23, 2019.



Details of the Shareholders acting as persons in Concert including their shareholding

Name of the Shareholder (FPI)	Name of PAC	No. of Shares	Holding %
Wellington Management Company LLP with its PACs	Retail Employees Superannuation PTY Limited as Trustee for Retail Employees Superannuation Trust	3,381,806	1.92
	J.Caird Investors (Bermuda) L.P.	1,693,374	0.96
	J. Caird Partners, LP	1,533,518	0.87
	Hartford International Equity Fund	1,094,889	0.62
	Advanced Series Trust Ast Wellington Managemement Hedged Equity Portfolio	912,735	0.52
	Wellington Trust Company National Association Multiple Common Trust Funds Trust Global Contrarian Equity Portfolio	542,870	0.31
	Wellington Trust Company National Association Multiple Collective Investment Funds Trust II, Global Equities Portfolio	247,253	0.14
	The Wellington Trust Company, National Association Multiple Collective Investment Funds Trust, Global Contrarian Equity Portfolio	123,429	0.07
	Fundpartner Solutions(SUISSE) S.A-RP-Fonds Institutionel - Actions Marches Emergents	117,710	0.07
	Wellington Trust Company, Nationall Association Multiple Collective Investment Funds Trust II, Downside Leaders Portfolio	60,400	0.03
The Master Trust Bank of Japan Limited as Trustee of Nomura Global Contrarian Mother Fund	25,654	0.01	
Total		9,733,638	5.52



For NAVA BHARAT VENTURES LIMITED


VSN Raju
 Company Secretary &
 Vice President