



# NAVA BHARAT VENTURES LIMITED

NAVA BHARAT CHAMBERS, RAJ BHAVAN ROAD, HYDERABAD-500082, TELANGANA, INDIA.

NAVA BHARAT

NBV/SECTL/ 689 /2019-20

January 2, 2020

Listing Department  
National Stock Exchange of India Limited  
Exchange Plaza, 5<sup>th</sup> Floor,  
Plot No.C/1, G Block  
Bandra Kurla Complex, Bandra (E)  
MUMBAI – 400 051  
**NSE Symbol : 'NBVENTURES'**

Dept. of Corporate Services  
BSE Limited  
Phiroze Jeejeebhoy Towers,  
Dalal Street  
MUMBAI – 400 001  
**Scrip Code : '513023'/'NBVENTURE'**

Dear Sirs,

Sub : Operational data of Sugar Division for the month of December, 2019.

Ref : Regulation 30 of SEBI (LODR) Regulations, 2015.

--o0o--


Please find enclosed the operational data of the Company's Sugar Division for the month of December, 2019 which is being submitted to South Indian Sugar Mills Association (SISMA).


The above figures have not been independently verified or audited. As such, the final figures after audit may vary.

Kindly take the same on record and acknowledge the receipt.

Thanking you,

Yours faithfully,  
for Nava Bharat Ventures Ltd.

  
VSN Raju  
Company Secretary  
& Vice President



Encl : as above.



# NAVA BHARAT VENTURES LIMITED

SUGAR DIVISION, SAMALKOT - 533 440, EAST GODAVARI DIST., A.P.

OPERATIONAL DATA OF THE COMPANY'S SUGAR DIVISION FOR THE MONTH OF Dec. 2019 (RT 7C)  
 Monthly Manufacturing Report No - 1

Season: 2019-2020

Name & Address of Factory :

NAVA BHARAT VENTURES LTD,  
 SUGAR DIVISION, Samalkot - 533 440.  
 East Godavari District.  
 3013

Regd.No. of Factory

Clarification Process Used:

Double Sulphitation

| SL.No    | PARTICULARS  | For the                     | Since Beginning |
|----------|--|-----------------------------|-----------------|
|          |  | month                       | of Season       |
| <b>1</b> | <b>CANE CRUSHING:</b>  | <b>06.12.2019 at 9:30am</b> |                 |
|          | Date & Time of Commencement of Season                            |                             |                 |
|          | Date & Time of Closing of Season                                 |                             |                 |
|          | Duration of Run Days   | 26                          | 26              |
|          | Total No.of hours in duration of run                             | 618.30                      | 618.30          |
|          | No.of hours actual crushing                                      | 612.25                      | 612.25          |
|          | Total Cane Milled (Qtls)   | 768300                      | 768300          |
| <b>2</b> | <b>Juice &amp; Added Water:</b>                                  |                             |                 |
|          | Average gross mixed juice % Cane                                 | 101.48                      | 101.48          |
|          | Correction % mixed juice   | 0.25                        | 0.25            |
|          | Average net mixed juice % Cane                                   | 101.23                      | 101.23          |
|          | Total net mixed juice obtained (Qtls)                            | 777720.79                   | 777720.79       |
|          | Average added water % Cane                                       | 28.70                       | 28.70           |
| <b>3</b> | <b>SUGARS:</b>   |                             |                 |
|          | Total Sugar bagged (no.of 100kg bags)                            | 0.00                        | 0.00            |
|          | Total Sugar bagged (no.of 50kg bags)                             | 128400.00                   | 128400.00       |
|          | * BISS Sugar Qtls (Available sugars)                             | 0.00                        | 0.00            |
|          | Qty of White sugar bagged (qtls)                                 | 64200.00                    | 64200.00        |
|          | Qty of sugar in process (a) (qtls) (+)                           | 1182.77                     | 1182.77         |
|          | Total Sugar made (qtls)  | 65382.77                    | 65382.77        |
|          | Sugar recovered from previous month process                      | 0.00                        | 0.00            |
|          | Sugar recovered from previous seasons process                    | 46.46                       | 46.46           |
|          | sugar recovered from previous season's - C-SUGAR                 | 292.17                      | 292.17          |
|          | sugar recovered from previous season's -Wet &damaged sugar       | 459.30                      | 459.30          |
|          | Total net Sugar made (qtls)                                      | 64584.84                    | 64584.84        |
| <b>4</b> | <b>B-Heavy MOLASSES:</b>   |                             |                 |
|          | Total B-Heavy molasses sent out to Dist.(qtls)                   | 36182.60                    | 36182.60        |
|          | Total Final molasses sent out (qtls)                             | 0                           | 0               |
|          | Qty of molasses in process (A) (qtls) (+)                        | 3021.43                     | 3021.43         |
|          | Total molasses produced (qtls)                                   | 39204.03                    | 39204.03        |
|          | Molasses recovered from previous month process                   | 0.000                       | 0.000           |
|          | Molasses recovered from previous season's process                | 74.529                      | 74.529          |
|          | Molasses recovered from previous season's C-SUGAR (qtls)         | 7.421                       | 7.421           |
|          | Molasses recovered from Wet & Damaged sugar (qtls)               | 12.769                      | 12.769          |
|          | Total net molasses produced (qtls)                               | 39109.31                    | 39109.31        |
| <b>5</b> | <b>RECOVERY:</b>   |                             |                 |
|          | Average recovery of sugar % cane with B-heavy diverted           | 8.41                        | 8.41            |
|          | Average recovery of sugar % cane (FRP) as per revised Guidelines | 9.20                        | 9.20            |
|          | Average production of B-HEAVY molasses % cane                    | 5.09                        | 5.09            |
| <b>6</b> | <b>Bagasse percent cane</b>                                      | 27.22                       | 27.22           |
|          | Filter cake percent cane   | 4.58                        | 4.58            |
|          | Gross weight of mixed juice (qtls)                               | 779670.00                   | 779670.00       |
|          | Weight of Dirt mixed juice (qtls)                                | 1949.21                     | 1949.21         |

\* BISS sugar contains more than 90% sucrose.

| S.No.                    | PARTICULARS                             | For the           | Since Beginning |       |
|--------------------------|---|-------------------|-----------------|-------|
|                          |   | month             | of Season       |       |
| 7                        | <b>ANALYSIS</b>                         |                   |                 |       |
|                          | CANE                                    | Sugar percent     | 10.96           | 10.96 |
|                          |   | Fibre percent     | 13.90           | 13.90 |
|                          | Primary juice                           | Sugar percent     | 13.53           | 13.53 |
|                          |   | Brix percent      | 16.39           | 16.39 |
|                          |   | Purity            | 82.55           | 82.55 |
|                          | Mixed Juice                             | Sugar percent     | 10.46           | 10.46 |
|                          |   | Brix percent      | 12.88           | 12.88 |
|                          |   | Purity            | 81.18           | 81.18 |
|                          | Last Juice                              | Sugar percent     | 1.38            | 1.38  |
|                          |   | Brix percent      | 1.81            | 1.81  |
|                          |   | Purity            | 76.24           | 76.24 |
|                          | Clarified Juice                         | Sugar percent     | 10.93           | 10.93 |
|                          |   | Brix percent      | 13.34           | 13.34 |
|                          |   | Purity            | 81.93           | 81.93 |
|                          | UnSulphered Syrup                       | Sugar percent     | 50.78           | 50.78 |
|                          |   | Brix percent      | 60.89           | 60.89 |
|                          |   | Purity            | 83.40           | 83.40 |
|                          | Sulphered Syrup +A2 Heavy               | Sugar percent     | 53.57           | 53.57 |
|                          |   | Brix percent      | 64.11           | 64.11 |
|                          |   | Purity            | 83.56           | 83.56 |
|                          | Masseccuite                             | A1 Brix percent   | 91.25           | 91.25 |
|                          |   | Purity            | 85.35           | 85.35 |
|                          |   | A2 Brix percent   | 0.00            | 0.00  |
|                          |   | Purity            | 0.00            | 0.00  |
|                          |   | B Brix percent    | 94.26           | 94.26 |
|                          |   | Purity            | 72.65           | 72.65 |
|                          |   | C Brix percent    | -               | -     |
|                          |   | Purity            | -               | -     |
|                          | <b>Molasses (B)</b>                     |                   |                 |       |
|                          | A1 Heavy                                | Brix percent      | 80.05           | 80.05 |
|                          |   | Purity            | 71.16           | 71.16 |
|                          | A2 Heavy                                | Brix percent      | 73.88           | 73.88 |
|                          |   | Purity            | 87.10           | 87.10 |
|                          | A Light                                 | Brix percent      | 69.98           | 69.98 |
|                          |   | Purity            | 92.83           | 92.83 |
|                          | B Heavy                                 | Brix percent      | 86.54           | 86.54 |
|                          |   | Purity            | 47.89           | 47.89 |
|                          | C Light                                 | Brix percent      | -               | -     |
|                          |   | Purity            | -               | -     |
|                          | Sugars (Average)                        | Sugar Percent (c) | 99.80           | 99.80 |
|                          | Moisture percent( by Moisture analyzer) |                   | 0.09            | 0.09  |
| Final Molasses (B-Heavy) | Sugar Percent                           | 41.44             | 41.44           |       |
|                          | Brix percent                            | 86.54             | 86.54           |       |
|                          | Purity                                  | 47.89             | 47.89           |       |
| Bagasse                  | Sugar Percent                           | 1.38              | 1.38            |       |
|                          | Water Percent                           | 47.13             | 47.13           |       |
|                          | Fibre Percent                           | 51.08             | 51.08           |       |
| Filter Cake              | Sugar Percent                           | 1.61              | 1.61            |       |
| Boiled Feed Water        | <b>pH</b>                               | 9.00              | 9.00            |       |
| Boiled Feed Water        | Temperature Deg C                       | 105.00            | 105.00          |       |
| Clear Juice              | Temperature Deg C                       | 96.00             | 96.00           |       |

|   |  |                    |                           |  |
|---|--|--------------------|---------------------------|--|
| 8 | Qty. of other materials<br>Used 18-19 Season.<br>Scrapings<br>Wet & Damaged sugar<br>C-Sugar | HL<br>Qtls<br>Qtls | 90.00<br>473.00<br>300.00 |  |
|---|--|--------------------|---------------------------|--|


**9 ANALYSIS OF OTHER MATERIALS USED SINCE BEGINING OF THE SEASON**

|                           | Wet & Damaged Sugar | C-Sugar | Scrapings |
|---------------------------|---------------------|---------|-----------|
| Sugar percent:            | 98.21               | 98.41   | 52.5      |
| Brix percent:             | 99.40               | 99.50   | 75.00     |
| Purity S.G. :             | 98.80               | 98.90   | 70.00     |
| Available Sugar - Qtls    | 459.301             | 292.172 | 46.456    |
| Available Molasses - Qtls | 12.769              | 7.421   | 74.456    |

**10 STOCK IN PROCESS AS ON: 01-01-2020 @4.00AM**

Basis: Bh.M Brix 85.00 Pty 48.00

| SL. N | PARTICULARS      | HL   | BRIX | PURITY | AVAILABLE<br>Sugar - QTLS | MOLASSES<br>QTLS |
|-------|------------------|------|------|--------|---------------------------|------------------|
| a)    | juice (clear)    | 1200 | 13   | 80     | 101.024                   | 74.283           |
| b)    | Syrup            | 50   | 50   | 78     | 11.682                    | 10.078           |
| c)    | Remelt           | 0    | 0    | 0      | 0                         | 0                |
| d)    | Masseccuite      |      |      |        |                           |                  |
|       | A                | 65   | 92   | 87     | 67.08                     | 26.302           |
|       | B                | 2450 | 94   | 63     | 1002.985                  | 2910.763         |
|       | C                | 0    | 0    | 0      | 0                         | 0                |
| e)    | Light Molasses   | 0    | 0    | 0      | 0                         | 0                |
|       | A                | 0    | 0    | 0      | 0                         | 0                |
|       | C                | 0    | 0    | 0      | 0                         | 0                |
| f)    | Heavy Molasses   |      |      |        |                           |                  |
|       | A                | 0    | 0    | 0      | 0                         | 0                |
|       | B                | 0    | 0    | 0      | 0                         | 0                |
| g)    | Seed & footings  |      |      |        |                           |                  |
| h)    | C-Boillings      | 0    | 0.00 | 0.00   | 0.000                     |                  |
| i)    | Sugar - unbagged |      |      |        | 0.000                     |                  |
|       | <b>TOTAL</b>     |      |      |        | 1182.771                  | 3021.426         |




**11 SUGAR BALANCE**

| S.No | PARTICULARS  |  | For the month | Since Beginning of the season |
|------|--|--|---------------|-------------------------------|
| 1    | Sugar in Cane  |  | 10.961        | 10.961                        |
| 2    | Sugar in mixed Juice   |  | 10.587        | 10.587                        |
| 3    | Sugar in Baggase   |  | 0.374         | 0.374                         |
| 4    | Sugar in Filtercake  |  | 0.074         | 0.074                         |
| 5    | Sugar in B-Heavy Molasses                                      |  | 2.109         | 2.109                         |
| 6    | Sugar in Sugars  |  | 8.386         | 8.386                         |
| 7    | Sugar Undetermined   |  | 0.018         | 0.018                         |
| 8    | Total losses (in bagasse, filter cake molasses & undetermined) |  | 2.575         | 2.575                         |

We hereby declare that the figures given in this return are complete and true to the best of our knowledge and belief.

Date: 02 /01/2020




N.Prabhakar  
VICE PRESIDENT

**NAVA BHARAT VENTURES LIMITED, SAMALKOT.**  
 Additional information to be appended to R.T. 7(c) for the month of December-2019  
 \* \* \* \*

|          |   | Hrs.Mts.      |
|----------|---|---------------|
| <b>1</b> | <b>Time Loss Account:</b>                               |               |
|          | 1) Miscellaneous  | 0:30:00       |
|          | 2) Cane shortage  | 0:00:00       |
|          | 3) Mechanical troubles                                  | 2:10:00       |
|          | 4) Electrical troubles/ins                              | 3:25:00       |
|          | 5) Holidays   | 0:00:00       |
|          | 6) Cleaning   | 0:00:00       |
|          | 7) Process  | 0:00:00       |
|          | Total   | 6:05:00       |
|          | Percent of hours lost to the available                  | 0.98          |
| <b>2</b> | <b>Rate of Crushing for 24 Hrs.:</b>                    |               |
|          | 1) Including stoppages                      Tons        | 2982.24       |
|          | 2) Excluding stoppages                      "           | 3010.89       |
|          | 3) Installed/Liscensed capacity                         | 4000.00       |
| <b>3</b> | <b>Efficiency figures:</b>                              |               |
|          | 1) Mill extraction                                      | 96.59         |
|          | 2) Reduced Mill extraction                              | 96.98         |
|          | 3) Added water % fibre                                  | 206.43        |
|          | 4) Added water extracted into mixed juice % added water | 75.97         |
|          | 5) Undiluted juice lost in bagasse % fibre              | 21.47         |
|          | 6) Boiling house extraction                             | 79.40         |
|          | 7) Virtual purity of molasses                           | 47.05         |
|          | 8) Reduced Boiling House extraction                     |               |
|          | as per Noel Deerr:                                      | 84.32         |
|          | as per Gundurao   | 84.16         |
|          | 9) Overall recovery                                     | 76.69         |
|          | 10) Reduced Overall recovery                            |               |
|          | as per Noel Deerr                                       | 81.77         |
|          | as per Gundurao   | 81.62         |
|          | 11) ERQV - MJ/PJ  | 97.46         |
|          | LMJ/PJ  | 88.31         |
| <b>4</b> | <b>Masseccuites boiled:</b>                             |               |
|          | A1' Masseccuite % cane                                  | 17.62         |
|          | A2' Masseccuite % cane                                  | 13.72         |
|          | 'B' Masseccuite % cane                                  | 11.10         |
|          | 'C' Masseccuite % cane                                  | -             |
|          | Total   | 42.44         |
| <b>5</b> | <b>Grades of Sugar bagged:</b>                          |               |
|          | I.S.S (Percentage of production)                        |               |
|          | S-30  | 0.00          |
|          | S-31  | 39.72         |
|          | M-31  | 60.28         |
|          | L-30  | 0.00          |
|          | L-31  | 0.00          |
|          | <b>Total</b>  | <b>100.00</b> |

Date: 02/01/2020

  
**N.Prabhakar**  
**VICE PRESIDENT**