

NAVA BHARAT VENTURES LIMITED

NAVA BHARAT CHAMBERS, RAJ BHAVAN ROAD, HYDERABAD-500082, TELANGANA, INDIA

NAVA BHARAT

NBV/SECTL/ 540 /2020-21

February 17, 2021

National Stock Exchange of India Limited
Exchange Plaza, 5th Floor,
Plot No.C/1, G Block
Bandra Kurla Complex, Bandra (E)
MUMBAI – 400 051
NSE Symbol : 'NBVENTURES'

Department of Corp.Services
BSE Limited
Phiroze Jeejeebhoy Towers,
Dalal Street
MUMBAI – 400 001
Scrip Code : '513023'/'NBVENTURE'

Dear Sir,

Sub: Shareholding pattern- pre and post Reduction of Capital.


--o0o--

Please find enclosed the shareholding pattern pre and post Reduction of Capital (effective from February 12, 2021) pursuant to Regulation 31 (c) of SEBI (Listing Obligations and Disclosure Requirements) Regulations, 2015 in the prescribed format, for your kind information and records.

Thanking you,

Yours faithfully
for Nava Bharat Ventures Limited

VSN Raju
Company Secretary
& Vice President




Encl: as above.

Shareholding Pattern on Pre-Selective Reduction of Share Capital as on February 12, 2021

1	Name of Listed Entity	Nava Bharat Ventures Limited	
2	Scrip Code/Name of Scrip/Class of Security	NSE: 'NBVENTURES'/EQUITY	
		BSE: '513023'/'NBVENTURES'/EQUITY	
3	Shareholding Pattern Filed under Reg.31(1)(a)/Reg.31(1)(b)/Reg.31(1) (c)	Regulation 31(1)(c)	
	a. If under 31(1)(b) then indicate the report for Quarter ending	Not applicable	
	b. If under 31(1)(c) then indicate date of allotment/extinguishment	February 12, 2021	
4	Declaration: The Listed entity is required to submit the following declaration to the extent of submission of information:		
	Particulars	Yes	No
	1. Whether the Listed Entity has issued any partly paid up shares?		No
	2. Whether the Listed Entity has issued any Convertible Securities ?		No
	3. Whether the Listed Entity has issued any Warrants ?		No
	4. Whether the Listed Entity has any shares against which depository receipts are issued?		No
	5. Whether the Listed Entity has any shares in locked-in?		No
	6. Whether any shares held by promoters are pledge or otherwise encumbered?		No
	7. Whether company has equity shares with differential voting rights?		No
	8. Whether the listed entity has any significant beneficial owner?	Yes	
5	The tabular format for disclosure of holding of specified securities is as follows:-		

For NAVA BHARAT VENTURES LIMITED



VSN Raju
Company Secretary &
Vice President

Table I - Summary Statement holding of specified securities

Category	Category of Shareholder	No. of Shareholders	No. of fully paid-up Equity Shares held	No. of Partly paid-up Equity Shares held	No. of Shares underlying Depository Receipts	Total Nos. shares held	Shareholding as a % of total no. of shares (calculated as per SCRR, 1957)	Number of Voting Rights held in each class of securities				No. of Shares underlying Outstanding Convertible Securities (including Warrants)	Shareholding as a % assuming full conversion of convertible securities (as a % of diluted share capital)	Number of Locked in Shares		Number of shares pledged or otherwise encumbered		Number of Equity Shares held in dematerialized form
								No. of Voting Rights			Total as a % of (A+B+C)			No.	As a % of total shares held	No.	As a % of total shares held	
								Class	Class	Total								
								Equity	Pref.					(a)	(b)	(a)	(b)	
(I)	(II)	(III)	(IV)	(V)	(VI)	(VII) = (IV) + (V) + (VI)	(VIII) As a % of (A+B+C2)	(IX)				(X)	(XI) = (VII)+(X)	(XII)		(XIII)		(XIV)
(A)	Promoter & Promoter Group	17	8,11,51,321	0	0	8,11,51,321	46.05	8,11,51,321	0	8,11,51,321	46.05	0	46.05	0	0.00	0	0.00	8,11,51,321
(B)	Public	50,476	9,22,65,699	0	0	9,22,65,699	52.36	9,22,65,699	0	9,22,65,699	52.36	0	52.36	0	0.00		NA	9,13,41,803
(C)	Non Promoter - Non Public																NA	
(C1)	Shares underlying DRs	0	0	0	0	0	NA	0	0	0	0.00	0	NA	0	0.00		NA	0
(C2)	Shares held by Employee Trusts	1	28,00,000	0	0	28,00,000	1.59	28,00,000	0	28,00,000	1.59	0	1.59	0	0.00		NA	28,00,000
	Total	50,494	17,62,17,020	0	0	17,62,17,020	100.00	17,62,17,020	0	17,62,17,020	100.00	0	100.00	0	0.00	0	0	17,52,93,124




Table II - Statement showing shareholding pattern of the Promoter and Promoter Group

	Category & Name of the Shareholders	PAN	No. of share-holders	No. of fully paid-up Equity Shares held	No. of Partly paid-up Equity Shares held	Nos. of Shares underlying Depository Receipts	Total Nos. shares held	Shareholding % calculated as per SCRR, 1957	Number of Voting Rights held in each class of securities				No. of Shares underlying Outstanding Convertible Securities (including Warrants)	Shareholding as a % assuming full conversion of convertible securities (as a % of diluted share capital)	Number of Locked in Shares		Number of shares pledged or otherwise encumbered		Number of Equity Shares held in dematerialized form
									No. of Voting Rights			Total as a % of Total Voting rights			No.	As a % of total shares held	No.	As a % of total shares held	
									Class	Class	Total								
									Equity	Pref.					(a)	(b)	(a)	(b)	
(I)	(II)	(III)	(IV)	(V)	(VI)	(VII = IV+V+VI)	As a % of (A+B+C2) (VIII)	(IX)				(X)	(XI) = (VII) + (X) As a % of A+B+C2	(XII)		(XIII)		(XIV)	
(1)	Indian																		
(a)	Individuals/Hindu Undivided Family		10	3,12,01,223	0	0	3,12,01,223	17.71	3,12,01,223	0	3,12,01,223	17.71	0	17.71	0	0.00	0	0.00	3,12,01,223
	Name :																		
	Promoter:																		
	Mr. Ashok Devineni	ABVPD5737F		22,26,000	0	0	22,26,000	1.26	22,26,000	0	22,26,000	1.26	0	1.26	0	0.00	0	0.00	22,26,000
	Promoter group:																		
	Mr. Trivikrama Prasad Pinnamaneni	AENPP0497F		31,50,488	0	0	31,50,488	1.79	31,50,488	0	31,50,488	1.79	0	1.79	0	0.00	0	0.00	31,50,488
	Mr. Trivikrama Prasad Pinnamaneni (HUF)	AAGHP6929M		7,02,630	0	0	7,02,630	0.40	7,02,630	0	7,02,630	0.40	0	0.40	0	0.00	0	0.00	7,02,630
	Mrs. Ramaa Devineni	ACGPD0277Q		5,23,230	0	0	5,23,230	0.30	5,23,230	0	5,23,230	0.30	0	0.30	0	0.00	0	0.00	5,23,230
	Mrs. Rajashree Pinnamaneni	AAOPP2417L		69,97,556	0	0	69,97,556	3.97	69,97,556	0	69,97,556	3.97	0	3.97	0	0.00	0	0.00	69,97,556
	Mr. Ashwin Devineni	AFKPD8669R		41,72,789	0	0	41,72,789	2.37	41,72,789	0	41,72,789	2.37	0	2.37	0	0.00	0	0.00	41,72,789
	Mr. Devineni Nikhil	AMWPD4181F		25,50,000	0	0	25,50,000	1.45	25,50,000	0	25,50,000	1.45	0	1.45	0	0.00	0	0.00	25,50,000
	Mrs. Devineni Bhaktapriya	ACYPD2219G		98,12,900	0	0	98,12,900	5.57	98,12,900	0	98,12,900	5.57	0	5.57	0	0.00	0	0.00	98,12,900
	Dr. Rajasekhar Devineni jointly with Mr. Ashok Devineni	AAKPD7740C		15,630	0	0	15,630	0.01	15,630	0	15,630	0.01	0	0.01	0	0.00	0	0.00	15,630
	Mrs. Nilima Alluri	AAKPA8609F		10,50,000	0	0	10,50,000	0.60	10,50,000	0	10,50,000	0.60	0	0.60	0	0.00	0	0.00	10,50,000
(b)	Central Government/State Government(s)		0	0	0	0	0	0.00	0	0	0	0.00	0	0.00	0	0.00	0	0.00	0
(c)	Financial Institutions/Banks		0	0	0	0	0	0.00	0	0	0	0.00	0	0.00	0	0.00	0	0.00	0
(d)	Any Other(specify)																		
	Name :																		
	(i) Bodies Corporate		6	4,00,03,078	0	0	4,00,03,078	22.70	4,00,03,078	0	4,00,03,078	22.70	0	22.70	0	0.00	0	0.00	4,00,03,078
	Promoter group:																		
	Nav Developers Limited	AAACN7350B		1,60,93,517	0	0	1,60,93,517	9.13	1,60,93,517	0	1,60,93,517	9.13	0	9.13	0	0.00	0	0.00	1,60,93,517
	A N.Investments Private Limited	AABCA9109Q		94,79,825	0	0	94,79,825	5.38	94,79,825	0	94,79,825	5.38	0	5.38	0	0.00	0	0.00	94,79,825
	S.R.T.Investments Private Limited	AACCS8358J		73,79,756	0	0	73,79,756	4.19	73,79,756	0	73,79,756	4.19	0	4.19	0	0.00	0	0.00	73,79,756
	A9 Homes Private Limited	AAECM5096P		25,74,000	0	0	25,74,000	1.46	25,74,000	0	25,74,000	1.46	0	1.46	0	0.00	0	0.00	25,74,000
	V9 Avenues Private Limited	AAECM4722C		22,19,980	0	0	22,19,980	1.26	22,19,980	0	22,19,980	1.26	0	1.26	0	0.00	0	0.00	22,19,980
	AV Dwellings Private Limited	AAECM4721B		22,56,000	0	0	22,56,000	1.28	22,56,000	0	22,56,000	1.28	0	1.28	0	0.00	0	0.00	22,56,000
	ii) Trust		1	99,47,020	0	0	99,47,020	5.64	99,47,020	0	99,47,020	5.64	0	5.64	0	0.00	0	0.00	99,47,020
	Promoter group																		
	Name :																		
	Nav Energy Private Limited (Holding Shares of the Company (NBVL) for the benefit of the Company (NBVL))	AABCN3524A		99,47,020	0	0	99,47,020	5.64	99,47,020	0	99,47,020	5.64	0	5.64	0	0.00	0	0.00	99,47,020
	Sub-Total(A)(1)		17	8,11,51,321	0	0	8,11,51,321	46.05	8,11,51,321	0	8,11,51,321	46.05	0	46.05	0	0.00	0	0.00	8,11,51,321
(2)	Foreign																		
(a)	Individuals (Non- Resident Individuals/ Foreign Individuals)		0	0	0	0	0	0.00	0	0	0	0.00	0	0.00	0	0.00	0	0.00	0
(b)	Government		0	0	0	0	0	0.00	0	0	0	0.00	0	0.00	0	0.00	0	0.00	0
(c)	Institutions		0	0	0	0	0	0.00	0	0	0	0.00	0	0.00	0	0.00	0	0.00	0
(d)	Foreign Portfolio Investor		0	0	0	0	0	0.00	0	0	0	0.00	0	0.00	0	0.00	0	0.00	0
(e)	Any Other (Specify)		0	0	0	0	0	0.00	0	0	0	0.00	0	0.00	0	0.00	0	0.00	0
	Sub-Total (A)(2)		0	0	0	0	0	0.00	0	0	0	0.00	0	0.00	0	0.00	0	0.00	0
	Total Shareholding of Promoter and Promoter Group A = (A)(1) + (A)(2)		17	8,11,51,321	0	0	8,11,51,321	46.05	8,11,51,321	0	8,11,51,321	46.05	0	46.05	0	0.00	0	0.00	8,11,51,321

Details of Shares which remain unclaimed may be given here along with details such as number of shareholders, outstanding shares held in demat/unclaimed suspense account, voting rights which are frozen etc.

Note:

(1) PAN would not be displayed on website of Stock Exchange(s).

(2) The term "Encumbrance" has the same meaning as assigned under regulation 28(3) of SEBI (Substantial Acquisition of Shares and Takeovers) Regulations, 2011.





Table III - Statement showing shareholding pattern of the Public Shareholder

	Category & Name of the Shareholders	PAN	No. of shareholders	No. of fully paid-up Equity Shares held	No. of Partly paid-up Equity Shares held	Nos. of Shares underlying Depository Receipts	Total Nos. shares held	Shareholding % calculated as per SCRR, 1957	Number of Voting Rights held in each class of securities				No. of Shares underlying Outstanding Convertible Securities (including Warrants)	Total shareholding as a % assuming full conversion of convertible securities (as a % of diluted share capital)	Number of Locked in Shares		Number of shares pledged or otherwise encumbered		Number of Equity Shares held in dematerialized form
									No. of Voting Rights			Total as a % of Total Voting rights			No.	As a % of total shares held	No.	As a % of total shares held	
									Class	Class	Total								
									Equity	Pref.									
(I)	(II)	(III)	(IV)	(V)	(VI)	(VII = IV+V+VI)	As a % of (A+B+C2) (VIII)	(IX)				(X)	(XI)	(XII)		(XIII)	(XIV)		
(1)	Institutions																		
(a)	Mutual Funds		4	47,38,061	0	0	47,38,061	2.69	47,38,061	0	47,38,061	2.69	0	2.69	0	0.00	NA	47,38,061	
	Name (Holding above 1%)																NA		
	IDFC Sterling Value Fund	AAETS9556K	1	43,94,430	0	0	43,94,430	2.49	43,94,430	0	43,94,430	2.49	0	2.49	0	0.00	NA	43,94,430	
(b)	Venture Capital Funds		0	0	0	0	0	0.00	0	0	0	0.00	0	0.00	0	0.00	NA	0	
	Name (xyz)																NA		
(c)	Alternate Investment Funds		0	0	0	0	0	0.00	0	0	0	0.00	0	0.00	0	0.00	NA	0	
	Name (xyz)																NA		
(d)	Foreign Venture Capital Investors		0	0	0	0	0	0.00	0	0	0	0.00	0	0.00	0	0.00	NA	0	
	Name (xyz)																NA		
(e)	Foreign Portfolio Investors		36	1,03,97,748	0	0	1,03,97,748	5.90	1,03,97,748	0	1,03,97,748	5.90	0	5.90	0	0.00	NA	1,03,97,748	
	Names :(Holding above 1%)																NA		
	East Bridge Capital Master Fund Ltd	AACCE9888M	1	18,15,676	0	0	18,15,676	1.03	18,15,676	0	18,15,676	1.03	0	1.03	0	0.00	NA	18,15,676	
	East Bridge Capital Master Fund I Ltd	AAECE8814F	1	42,35,574	0	0	42,35,574	2.40	42,35,574	0	42,35,574	2.40	0	2.40	0	0.00	NA	42,35,574	
(f)	Financial Institutions/Banks		6	13,459	0	0	13,459	0.01	13,459	0	13,459	0.01	0	0.01	0	0.00	NA	10,049	
	Name (xyz)																NA		
(g)	Insurance Companies		0	0	0	0	0	0.00	0	0	0	0.00	0	0.00	0	0.00	NA	0	
	Name (xyz)																NA		
(h)	Provident Funds/Pension Funds		0	0	0	0	0	0.00	0	0	0	0.00	0	0.00	0	0.00	NA	0	
	Name (xyz)																NA		
(i)	Any Other (Specify)		0	0	0	0	0	0.00	0	0	0	0.00	0	0.00	0	0.00	NA	0	
	Name :																NA		
	Sub-Total (B)(1)		46	1,51,49,268	0	0	1,51,49,268	8.60	1,51,49,268	0	1,51,49,268	8.60	0	8.60	0	0.00	NA	1,51,45,858	
(2)	Central Government/State Government(s)/ President of India		0	0	0	0	0	0.00	0	0	0	0.00	0	0.00	0	0.00	NA	0	
	Name (xyz)																NA		
	Sub-Total (B)(2)		0	0	0	0	0	0.00	0	0	0	0.00	0	0.00	0	0.00	NA	0	



Category & Name of the Shareholders	PAN	No. of shareholders	No. of fully paid-up Equity Shares held	No. of Partly paid-up Equity Shares held	Nos. of Shares underlying Depository Receipts	Total Nos. shares held	Shareholding % calculated as per SCRR, 1957	Number of Voting Rights held in each class of securities				No. of Shares underlying Outstanding Convertible Securities (including Warrants)	Total shareholding as a % assuming full conversion of convertible securities (as a % of diluted share capital)	Number of Locked in Shares		Number of shares pledged or otherwise encumbered		Number of Equity Shares held in dematerialized form
								No. of Voting Rights			Total as a % of Total Voting rights			No.	As a % of total shares held	No.	As a % of total shares held	
								Class	Class	Total								
								Equity	Pref.					(a)	(b)	(a)	(b)	
(I)	(II)	(III)	(IV)	(V)	(VI)	(VII = IV+V+VI)	As a % of (A+B+C2) (VIII)	(IX)				(X)	(XI)	(XII)		(XIII)	(XIV)	
(3) Non-institutions																	NA	
(a) Individuals -																		
i. Individual shareholders holding nominal share capital up to ₹ 2/- lakh		49,171	4,32,00,538	0	0	4,32,00,538	24.52	4,32,00,538	0	4,32,00,538	24.52	0	24.52	0	0.00	NA	4,23,00,632	
ii. Individual shareholders holding nominal share capital in excess of ₹ 2/- lakhs.		62	2,33,16,392	0	0	2,33,16,392	13.23	2,33,16,392	0	2,33,16,392	13.23	0	13.23	0	0.00	NA	2,33,01,392	
Name : (Holding above 1%)																		
Sunitha Vemulapalli	AAIPV6103D	1	20,16,630	0	0	20,16,630	1.14	20,16,630	0	20,16,630	1.14	0	1.14	0	0.00	NA	20,16,630	
Peter P Paul	AOHPP3854N	1	19,51,000	0	0	19,51,000	1.11	19,51,000	0	19,51,000	1.11	0	1.11	0	0.00	NA	19,51,000	
(b) NBFCs registered with RBI		2	12,100	0	0	12,100	0.01	12,100	0	12,100	0.01	0	0.01	0	0.00	NA	12,100	
(c) Employee Trusts		0	0	0	0	0	0.00	0	0	0	0.00	0	0.00	0	0.00	NA	0	
(d) Overseas Depositories (holding DRs) (balancing)		0	0	0	0	0	0.00	0	0	0	0.00	0	0.00	0	0.00	NA	0	
(e) Any Other (Specify)																	NA	
Names :																		
i. Bodies Corporate		348	45,48,413	0	0	45,48,413	2.58	45,48,413	0	45,48,413	2.58	0	2.58	0	0.00	NA	45,48,073	
ii. Unclaimed Shares Suspense A/c		1	5,65,140	0	0	5,65,140	0.32	5,65,140	0	5,65,140	0.32	0	0.32	0	0.00	NA	5,65,140	
iii. Directors and Relatives		13	8,41,157	0	0	8,41,157	0.48	8,41,157	0	8,41,157	0.48	0	0.48	0	0.00	NA	8,41,157	
iv. Clearing Members		154	9,44,430	0	0	9,44,430	0.54	9,44,430	0	9,44,430	0.54	0	0.54	0	0.00	NA	9,44,430	
v. Trusts		5	44,460	0	0	44,460	0.03	44,460	0	44,460	0.03	0	0.03	0	0.00	NA	44,460	
vi. Non Resident Indians - Repatriable		442	8,44,881	0	0	8,44,881	0.48	8,44,881	0	8,44,881	0.48	0	0.48	0	0.00	NA	8,39,641	
vii. Non Resident Indians - Non Repatriable		231	21,84,171	0	0	21,84,171	1.24	21,84,171	0	21,84,171	1.24	0	1.24	0	0.00	NA	21,84,171	
viii. IEPF		1	6,14,749	0	0	6,14,749	0.35	6,14,749	0	6,14,749	0.35	0	0.35	0	0.00	NA	6,14,749	
Sub-Total (B)(3)		50,430	7,71,16,431	0	0	7,71,16,431	43.76	7,71,16,431	0	7,71,16,431	43.76	0	43.76	0	0.00	0	7,61,95,945	
(B) = (B)(1)+(B)(2)+(B)(3)		50,476	9,22,65,699	0	0	9,22,65,699	52.36	9,22,65,699	0.00	9,22,65,699	52.36	0	52.36	0	0	NA	9,13,41,803	

Details of the shareholders acting as persons in Concert including their Shareholding (No. and %)

Details of Shares which remain unclaimed may be given here along with details such as number of shareholders, outstanding shares held in demat/unclaimed suspense account, voting rights which are frozen etc.: 5,65,140 Equity Shares (0.32%) are held in the name of 'Nava Bharat Ventures Limited - Unclaimed Suspense Account' against 1,227 Shareholders in demat form as on February 12, 2021.

(1) PAN would not be displayed on website of Stock Exchange(s)

Note: (2) The above format needs to be disclosed along with the name of following persons: Institutions/Non Institutions holding more than 1% of total number of shares.

(3) W.r.t. the information pertaining to Depository Receipts, the same may be disclosed in the respective columns to the extent information available and the balance to be disclosed as held by custodian.




Table IV - Statement showing shareholding pattern of the Non Promoter - Non Public Shareholder

	Category & Name of the Shareholders	PAN	No. of share-holders	No. of fully paid-up Equity Shares held	No. of Partly paid-up Equity Shares held	Nos. of Shares underlying Depository Receipts	Total Nos. shares held	Shareholding % calculated as per SCRR, 1957	Number of Voting Rights held in each class of securities				No. of Shares underlying Outstanding Convertible Securities (including Warrants)	Total shareholding as a % assuming full conversion of convertible securities (as a % of diluted share capital)	Number of Locked in Shares		Number of shares pledged otherwise encumbered		Number of Equity Shares held in dematerialized form
									No. of Voting Rights			Total as a % of Total Voting rights			No.	As a % of total shares held	No.	As a % of total shares held	
									Class	Class	Total								
	(I)	(II)	(III)	(IV)	(V)	(VI)	(VII = IV+V+VI)	As a % of (A+B+C2) (VIII)	(IX)				(X)	(XI)	(XII)		(XIII)		(XIV)
(1)	Custodian/DR Holder																		
(a)	Name of DR Holder (if available)																		
(i)	abc...		0	0	0	0	0		0	0	0	0.00	0	0.00	0	0.00	NA	0	
(ii)	efg...		0	0	0	0	0		0	0	0	0.00	0	0.00	0	0.00	NA	0	
(2)	Employee Benefit Trust (under SEBI (Share based Employee Benefit) Regulations, 2014)																		
(a)	Name :																		
	Nava Bharat Ventures Employee Welfare Trust through its Trustee - Barclays Wealth Trustees India Pvt. Ltd.	AABTN5934H	1	28,00,000	0	0	28,00,000	1.59	28,00,000	0	28,00,000	1.59	0	1.59	0	0.00	NA	28,00,000	
	Total Non-Promoter - Non Public Shareholding (C) = (C)(1) + (C)(2)		1	28,00,000	0	0	28,00,000	1.59	28,00,000	0	28,00,000	1.59	0	1.59	0	0.00	NA	28,00,000	

Note
 (1) PAN would not be displayed on website of Stock Exchange(s).
 (2) The above format needs to disclose name of all holders holding more than 1% of total number of shares.
 (3) W.r.t. the information pertaining to Depository Receipts, the same may be disclosed in the respective columns to the extent information available.





Table V- Statement showing details of significant beneficial owners

Sr. No.	Details of the significant beneficial owner (I)			Details of the registered owner (II)			Particulars of the shares in which significant beneficial interest is held by the beneficial owner (III)		Date of creation/acquisition of significant beneficial interest (IV)
	Name	PAN	Nationality	Name	PAN	Nationality	Number of shares	Shareholding as a % of total no. of shares (calculated as per SCRR, 1957) As a % of (A+B+C2)	
1	Mr.D.ASHOK	ABVPD5737F	INDIAN	NAV DEVELOPERS LIMITED	AAACN7350B	INDIAN	1,60,93,517	9.13	29.01.1996

Note: Mr. D. Ashok is having shares in the Company both directly and indirectly. He is having 1.26% of shares directly, 9.13% of shares indirectly through Nav Developers Limited for which he gave declaration under Section 90 of the Companies Act, 2013 on September 23, 2019.

For NAVA BHARAT VENTURES LIMITED



VSN Raju
Company Secretary &
Vice President

Shareholding Pattern on Post Selective reduction of Share Capital as on February 12, 2021

1	Name of Listed Entity	Nava Bharat Ventures Limited	
2	Scrip Code/Name of Scrip/Class of Security	NSE: 'NBVENTURES'/EQUITY	
		BSE: '513023'/NBVENTURES'/EQUITY	
3	Shareholding Pattern Filed under Reg.31(1)(a)/Reg.31(1)(b)/Reg.31(1) (c)	Regulation 31(1)(c)	
	a. If under 31(1)(b) then indicate the report for Quarter ending	Not Applicable	
	b. If under 31(1)(c) then indicate date of allotment/extinguishment	February 12, 2021	
4	Declaration: The Listed entity is required to submit the following declaration to the extent of submission of information:		
	Particulars	Yes	No
	1. Whether the Listed Entity has issued any partly paid up shares?		No
	2. Whether the Listed Entity has issued any Convertible Securities ?		No
	3. Whether the Listed Entity has issued any Warrants ?		No
	4. Whether the Listed Entity has any shares against which depository receipts are issued?		No
	5. Whether the Listed Entity has any shares in locked-in?		No
	6. Whether any shares held by promoters are pledge or otherwise encumbered?		No
	7. Whether company has equity shares with differential voting rights?		No
	8. Whether the listed entity has any significant beneficial owner?	Yes	
5	The tabular format for disclosure of holding of specified securities is as follows:-		

For NAVA BHARAT VENTURES LIMITED



 VSN Raju
 Company Secretary &
 Vice President

Table I - Summary Statement holding of specified securities

Category	Category of Shareholder	Nos. of Shareholders	No. of fully paid-up Equity Shares held	No. of Partly paid-up Equity Shares held	No. of Shares underlying Depository Receipts	Total Nos. shares held	Shareholding as a % total no. of shares (calculated as per SCRR, 1957)	Number of Voting Rights held in each class of securities				No. of Shares underlying Outstanding Convertible Securities (including Warrants)	Shareholding as a % assuming full conversion of convertible securities (as a % of diluted share capital)	Number of Locked in Shares		Number of shares pledged or otherwise encumbered		Number of Equity Shares held in dematerialized form
								No. of Voting Rights			Total as a % of (A+B+C)			No.	As a % of total shares held	No.	As a % of total shares held	
								Class	Class	Total								
(I)	(II)	(III)	(IV)	(V)	(VI)	(VII) = (IV) + (V) + (VI)	(VIII) As a % of (A+B+C2)	(IX)				(X)	(XI) = (VII)+(X) As a % of (A+B+C2)	(XII)		(XIII)		(XIV)
(A)	Promoter & Promoter Group	16	7,12,04,301	0	0	7,12,04,301	43.56	7,12,04,301	0	7,12,04,301	43.56	0	43.56	0	0.00	0	0.00	7,12,04,301
(B)	Public	50,476	9,22,65,699	0	0	9,22,65,699	56.44	9,22,65,699	0	9,22,65,699	56.44	0	56.44	0	0.00		NA	9,13,41,803
(C)	Non Promoter - Non Public																NA	
(C1)	Shares underlying DRs	0	0	0	0	0	NA	0	0	0	0.00	0	NA	0	0.00		NA	0
(C2)	Shares held by Employee Trusts	0	0	0	0	0	0.00	0	0	0	0.00	0	0.00	0	0.00		NA	0
	Total	50,492	16,34,70,000	0	0	16,34,70,000	100.00	16,34,70,000	0	16,34,70,000	100.00	0	100.00	0	0.00	0	0	16,25,46,104




Table II - Statement showing shareholding pattern of the Promoter and Promoter Group

	Category & Name of the Shareholder(s)	PAN	No. of share-holders	No. of fully paid-up Equity Shares held	No. of Partly paid-up Equity Shares held	Nos. of Shares underlying Depository Receipts	Total Nos. shares held	Shareholding % calculated as per SCRR, 1957	Number of Voting Rights held in each class of securities				No. of Shares underlying Outstanding Convertible Securities (including Warrants)	Shareholding as a % assuming full conversion of convertible securities (as a % of diluted share capital)	Number of Locked in Shares		Number of shares pledged or otherwise encumbered		Number of Equity Shares held in dematerialized form
									No. of Voting Rights			Total as a % of Total Voting rights			No.	As a % of total shares held	No.	As a % of total shares held	
									Class Equity	Class Pref.	Total								
									(a)	(b)	(a)				(b)				
(I)	(II)	(III)	(IV)	(V)	(VI)	(VII)=(IV+V+VI)	As a % of (A+B+C2)(VIII)	(IX)				(X)	(XI)=(VII) + (X) As a % of A+B+C2	(XII)		(XIII)		(XIV)	
(1)	Indian																		
(a)	Individuals/Hindu Undivided Family		10	3,12,01,223	0	0	3,12,01,223	19.09	3,12,01,223	0	3,12,01,223	19.09	0	19.09	0	0.00	0	0.00	3,12,01,223
	Name :																		
	Promoter:																		
	Mr. Ashok Devineni	ABVPD5737F		22,26,000	0	0	22,26,000	1.36	22,26,000	0	22,26,000	1.36	0	1.36	0	0.00	0	0.00	22,26,000
	Promoter group:																		
	Mr. Trivikrama Prasad Pinnamaneni	AENPP0497F		31,50,488	0	0	31,50,488	1.93	31,50,488	0	31,50,488	1.93	0	1.93	0	0.00	0	0.00	31,50,488
	Mr. Trivikrama Prasad Pinnamaneni (HUF)	AAGHP6929M		7,02,630	0	0	7,02,630	0.43	7,02,630	0	7,02,630	0.43	0	0.43	0	0.00	0	0.00	7,02,630
	Mrs. Ramaa Devineni	ACGPD0277Q		5,23,230	0	0	5,23,230	0.32	5,23,230	0	5,23,230	0.32	0	0.32	0	0.00	0	0.00	5,23,230
	Mrs. Rajashree Pinnamaneni	AAOPP2417L		69,97,556	0	0	69,97,556	4.28	69,97,556	0	69,97,556	4.28	0	4.28	0	0.00	0	0.00	69,97,556
	Mr. Ashwin Devineni	AFKPD8669R		41,72,789	0	0	41,72,789	2.55	41,72,789	0	41,72,789	2.55	0	2.55	0	0.00	0	0.00	41,72,789
	Mr. Devineni Nikhil	AMWPD4181F		25,50,000	0	0	25,50,000	1.56	25,50,000	0	25,50,000	1.56	0	1.56	0	0.00	0	0.00	25,50,000
	Mrs. Devineni Bhaktapriya	ACYPD2219G		98,12,900	0	0	98,12,900	6.00	98,12,900	0	98,12,900	6.00	0	6.00	0	0.00	0	0.00	98,12,900
	Dr. Rajasekhar Devineni jointly with Mr. Ashok Devineni	AAKPD7740C		15,630	0	0	15,630	0.01	15,630	0	15,630	0.01	0	0.01	0	0.00	0	0.00	15,630
	Mrs. Nilima Alluri	AAKPA8609F		10,50,000	0	0	10,50,000	0.64	10,50,000	0	10,50,000	0.64	0	0.64	0	0.00	0	0.00	10,50,000
(b)	Central Government/State Government(s)		0	0	0	0	0	0.00	0	0	0	0.00	0	0.00	0	0.00	0	0.00	0
(c)	Financial Institutions/Banks		0	0	0	0	0	0.00	0	0	0	0.00	0	0.00	0	0.00	0	0.00	0
(d)	Any Other(specify)																		
	Name :																		
	Bodies Corporate		6	4,00,03,078	0	0	4,00,03,078	24.47	4,00,03,078	0	4,00,03,078	24.47	0	24.47	0	0.00	0	0.00	4,00,03,078
	Promoter group:																		
	Nav Developers Limited	AAACN7350B		1,60,93,517	0	0	1,60,93,517	9.84	1,60,93,517	0	1,60,93,517	9.84	0	9.84	0	0.00	0	0.00	1,60,93,517
	A.N. Investments Private Limited	AABCA9109Q		94,79,825	0	0	94,79,825	5.80	94,79,825	0	94,79,825	5.80	0	5.80	0	0.00	0	0.00	94,79,825
	S.R.T. Investments Private Limited	AACCS8358J		73,79,756	0	0	73,79,756	4.51	73,79,756	0	73,79,756	4.51	0	4.51	0	0.00	0	0.00	73,79,756
	A9 Homes Private Limited	AAECM5096P		25,74,000	0	0	25,74,000	1.57	25,74,000	0	25,74,000	1.57	0	1.57	0	0.00	0	0.00	25,74,000
	V9 Avenues Private Limited	AAECM4722C		22,19,980	0	0	22,19,980	1.36	22,19,980	0	22,19,980	1.36	0	1.36	0	0.00	0	0.00	22,19,980
	AV Dwellings Private Limited	AAECM4721B		22,56,000	0	0	22,56,000	1.38	22,56,000	0	22,56,000	1.38	0	1.38	0	0.00	0	0.00	22,56,000
	Sub-Total(A)(1)		16	7,12,04,301	0	0	7,12,04,301	43.56	7,12,04,301	0	7,12,04,301	43.56	0	43.56	0	0.00	0	0.00	7,12,04,301
(2)	Foreign																		
(a)	Individuals		0	0	0	0	0	0.00	0	0	0	0.00	0	0.00	0	0.00	0	0.00	0
(b)	Government		0	0	0	0	0	0.00	0	0	0	0.00	0	0.00	0	0.00	0	0.00	0
(c)	Institutions		0	0	0	0	0	0.00	0	0	0	0.00	0	0.00	0	0.00	0	0.00	0
(d)	Foreign Portfolio Investor		0	0	0	0	0	0.00	0	0	0	0.00	0	0.00	0	0.00	0	0.00	0
(e)	Any Other (Specify)		0	0	0	0	0	0.00	0	0	0	0.00	0	0.00	0	0.00	0	0.00	0
	Sub-Total (A)(2)		0	0	0	0	0	0.00	0	0	0	0.00	0	0.00	0	0.00	0	0.00	0
	Total Shareholding of Promoter and Promoter Group A = (A)(1) + (A)(2)		16	7,12,04,301	0	0	7,12,04,301	43.56	7,12,04,301	0	7,12,04,301	43.56	0	43.56	0	0.00	0	0.00	7,12,04,301

Details of Shares which remain unclaimed may be given here along with details such as number of shareholders, outstanding shares held in demat/unclaimed suspense account, voting rights which are frozen etc.

Note:

(1) PAN would not be displayed on website of Stock Exchange(s).

(2) The term "Encumbrance" has the same meaning as assigned under regulation 28(3) of SEBI (Substantial Acquisition of Shares and Takeovers) Regulations, 2011.





Table III - Statement showing shareholding pattern of the Public Shareholder

	Category & Name of the Shareholders	PAN	No. of shareholders	No. of fully paid-up Equity Shares held	No. of Partly paid-up Equity Shares held	Nos. of Shares underlying Depository Receipts	Total Nos. shares held	Shareholding % calculated as per SCRR, 1957	Number of Voting Rights held in each class of securities			No. of Shares underlying Outstanding Convertible Securities (including Warrants)	Total Shareholding as a % assuming full conversion of convertible securities (as a % of diluted share capital)	Number of Locked in Shares		Number of shares pledged of otherwise encumbered		Number of Equity Shares held in dematerialized form	
									No. of Voting Rights					Total as a % of Total Voting rights	No.	As a % of total shares held	No.		As a % of total shares held
									Class Equity	Class Pref.	Total								
	(I)	(II)	(III)	(IV)	(V)	(VI)	(VII) = (V+VI)	As a % of (A+B+CZ) (VIII)	(IX)			(X)	(XI)	(XII)		(XIII)	(XIV)		
(1)	Institutions																		
(a)	Mutual Funds		4	47,38,061	0	0	47,38,061	2.90	47,38,061	0	47,38,061	2.90	0	2.90	0	0.00	NA	47,38,061	
	Name (Holding above 1%)																NA		
	IDFC Sterling Value Fund	AAETS9556K	1	43,94,430	0	0	43,94,430	2.69	43,94,430	0	43,94,430	2.69	0	2.69	0	0.00	NA	43,94,430	
(b)	Venture Capital Funds		0	0	0	0	0	0.00	0	0	0	0.00	0	0.00	0	0.00	NA	0	
	Name (xyz)																NA		
(c)	Alternate Investment Funds		0	0	0	0	0	0.00	0	0	0	0.00	0	0.00	0	0.00	NA	0	
	Name (xyz)																NA		
(d)	Foreign Venture Capital Investors		0	0	0	0	0	0.00	0	0	0	0.00	0	0.00	0	0.00	NA	0	
	Name (xyz)																NA		
(e)	Foreign Portfolio Investors		36	1,03,97,748	0	0	1,03,97,748	6.36	1,03,97,748	0	1,03,97,748	6.36	0	6.36	0	0.00	NA	1,03,97,748	
	Names :(Holding above 1%)																		
	East Bridge Capital Master Fund Ltd	AAOCE9888M	1	18,15,676	0	0	18,15,676	1.11	18,15,676	0	18,15,676	1.11	0	1.11	0	0.00	NA	18,15,676	
	East Bridge Capital Master Fund I Ltd	AAECE8814F	1	42,35,574	0	0	42,35,574	2.59	42,35,574	0	42,35,574	2.59	0	2.59	0	0.00	NA	42,35,574	
(f)	Financial Institutions/Banks		6	13,459	0	0	13,459	0.01	13,459	0	13,459	0.01	0	0.01	0	0.00	NA	10,049	
	Name (xyz)																NA		
(g)	Insurance Companies		0	0	0	0	0	0.00	0	0	0	0.00	0	0.00	0	0.00	NA	0	
	Name (xyz)																NA		
(h)	Provident Funds/Pension Funds		0	0	0	0	0	0.00	0	0	0	0.00	0	0.00	0	0.00	NA	0	
	Name (xyz)																NA		
(i)	Any Other (Specify)		0	0	0	0	0	0.00	0	0	0	0.00	0	0.00	0	0.00	NA	0	
	Name :																NA		
	Sub-Total (B)(1)		46	1,51,49,268	0	0	1,51,49,268	9.27	1,51,49,268	0	1,51,49,268	9.27	0	9.27	0	0.00	NA	1,51,45,858	
(2)	Central Government/State Government(s)/ President of India		0	0	0	0	0	0.00	0	0	0	0.00	0	0.00	0	0.00	NA	0	
	Name (xyz)																NA		
	Sub-Total (B)(2)		0	0	0	0	0	0.00	0	0	0	0.00	0	0.00	0	0.00	NA	0	



	Category & Name of the Shareholders	PAN	No. of shareholders	No. of fully paid-up Equity Shares held	No. of Partly paid-up Equity Shares held	Nos. of Shares underlying Depository Receipts	Total Nos. shares held	Shareholding % calculated as per SCRR, 1957	Number of Voting Rights held in each class of securities			No. of Shares underlying Outstanding Convertible Securities (including Warrants)	Total Shareholding as a % assuming full conversion of convertible securities (as a % of diluted share capital)	Number of Locked in Shares		Number of shares pledged of otherwise encumbered		Number of Equity Shares held in dematerialized form	
									No. of Voting Rights					Total as a % of Total Voting rights	No.	As a % of total shares held	No.		As a % of total shares held
									Class Equity	Class Pref.	Total								
(I)	(II)	(III)	(IV)	(V)	(VI)	(VII = IV+V+VI)	As a % of (A+B+C2) (VIII)	(IX)			(X)	(XI)	(XII)		(XIII)	(XIV)			
(3)	Non-institutions																		
(a)	Individuals -																		
	i. Individual shareholders holding nominal share capital up to ₹ 2/- lakh		49,171	4,32,00,538	0	0	4,32,00,538	26.43	4,32,00,538	0	4,32,00,538	26.43	0	26.43	0	0.00	NA	4,23,00,632	
	ii. Individual shareholders holding nominal share capital in excess of ₹ 2/- lakhs.		62	2,33,16,392	0	0	2,33,16,392	14.26	2,33,16,392	0	2,33,16,392	14.26	0	14.26	0	0.00	NA	2,33,01,392	
	Name : (Holding above 1%)																		
	Sunitha Vemulapalli	AAIPV6103D	1	20,16,630	0	0	20,16,630	1.23	20,16,630	0	20,16,630	1.23	0	1.23	0	0.00	NA	20,16,630	
	Peter P Paul	AOHPP3854N	1	19,51,000	0	0	19,51,000	1.19	19,51,000	0	19,51,000	1.19	0	1.19	0	0.00	NA	19,51,000	
(b)	NBFCs registered with RBI		2	12,100	0	0	12,100	0.01	12,100	0	12,100	0.01	0	0.01	0	0.00	NA	12,100	
(c)	Employee Trusts		0	0	0	0	0	0.00	0	0	0	0.00	0	0.00	0	0.00	NA	0	
(d)	Overseas Depositories (holding DRs) (balancing figure)		0	0	0	0	0	0.00	0	0	0	0.00	0	0.00	0	0.00	NA	0	
(e)	Any Other (Specify)																		
	Names :																		
	i. Bodies Corporate		348	45,48,413	0	0	45,48,413	2.78	45,48,413	0	45,48,413	2.78	0	2.78	0	0.00	NA	45,48,073	
	ii. Unclaimed Shares Suspense A/c		1	5,65,140	0	0	5,65,140	0.35	5,65,140	0	5,65,140	0.35	0	0.35	0	0.00	NA	5,65,140	
	iii. Directors and Relatives		13	8,41,157	0	0	8,41,157	0.51	8,41,157	0	8,41,157	0.51	0	0.51	0	0.00	NA	8,41,157	
	iv. Clearing Members		154	9,44,430	0	0	9,44,430	0.58	9,44,430	0	9,44,430	0.58	0	0.58	0	0.00	NA	9,44,430	
	v. Trusts		5	44,460	0	0	44,460	0.03	44,460	0	44,460	0.03	0	0.03	0	0.00	NA	44,460	
	vi. Non Resident Indians - Repatriable		442	8,44,881	0	0	8,44,881	0.52	8,44,881	0	8,44,881	0.52	0	0.52	0	0.00	NA	8,39,641	
	vii. Non Resident Indians - Non Repatriable		231	21,84,171	0	0	21,84,171	1.34	21,84,171	0	21,84,171	1.34	0	1.34	0	0.00	NA	21,84,171	
	viii. IEPF		1	6,14,749	0	0	6,14,749	0.38	6,14,749	0	6,14,749	0.38	0	0.38	0	0.00	NA	6,14,749	
	Sub-Total (B)(3)		50,430	7,71,16,431	0	0	7,71,16,431	47.17	7,71,16,431	0	7,71,16,431	47.17	0	47.17	0	0.00	0	7,61,95,945	
	(B) = (B)(1)+(B)(2)+(B)(3)		50,476	9,22,65,699	0	0	9,22,65,699	56.44	9,22,65,699	0	9,22,65,699	56.44	0	56.44	0	0.00	NA	9,13,41,803	

Details of the shareholders acting as persons in Concert including their Shareholding (No. and %).

Details of Shares which remain unclaimed may be given here along with details such as number of shareholders, outstanding shares held in demat/unclaimed suspense account, voting rights which are frozen etc.: 5,65,140 Equity Shares (0.35%) are held in the name of Nava Bharat Ventures Limited - Unclaimed Suspense Account against 1,227 Shareholders in demat form as on February 12, 2021.

Note: (1) PAN would not be displayed on website of Stock Exchange(s)
(2) The above format needs to be disclosed along with the name of following persons: Institutions/Non Institutions holding more than 1% of total number of shares
(3) W.r.t. the information pertaining to Depository Receipts, the same may be disclosed in the respective columns to the extent information available and the balance to be disclosed as held by custodian.




Table IV - Statement showing shareholding pattern of the Non Promoter - Non Public Shareholder

	Category & Name of the Shareholder(s)	PAN	No. of share-holders	No. of fully paid-up Equity Shares held	Partly paid-up Equity Shares held	Nos. of Shares underlying Depository Receipts	Total Nos. shares held	Shareholding % calculated as per SCRR, 1957	Number of Voting Rights held in each class of securities				No. of Shares underlying Outstanding Convertible Securities (including Warrants)	Total Shareholding as a % assuming full conversion of convertible securities (as a % of diluted share capital)	Number of Locked in Shares		Number of shares pledged or otherwise encumbered		Number of Equity Shares held in dematerialized form
									No. of Voting Rights			Total as a % of Total Voting rights			No.	As a % of total shares held	No.	As a % of total shares held	
									Class	Class	Total								
									Equity	Pref.					(a)	(b)	(a)	(b)	
(I)	(II)	(III)	(IV)	(V)	(VI)	(VII = IV+V+VI)	As a % of (A+B+C2) (VIII)	(IX)				(X)	(XI) = (VII) + (X) As a % of A+B+C2	(XII)		(XIII)	(XIV)		
(1)	Custodian/DR Holder Name of DR Holder (if available)																		
(a)	(i) abc...		0	0	0	0	0	0.00	0	0	0	0.00	0	0.00	0	0.00	NA	0	
	(ii) efg...		0	0	0	0	0	0.00	0	0	0	0.00	0	0.00	0	0.00	NA	0	
(2)	Employee Benefit Trust (under SEBI (Share based Employee Benefit) Regulations, 2014)																		
(a)	Name : Nava Bharat Ventures Employee Welfare Trust through its Trustee - Barclays Wealth Trustees India Pvt. Ltd.		0	0	0	0	0	0.00	0	0	0	0.00	0	0.00	0	0.00	NA	0	
	Total Non-Promoter - Non Public Shareholding (C) = (C)(1) + (C)(2)		0	0	0	0	0	0.00	0	0	0	0.00	0	0.00	0	0.00	NA	0	

- Note
- (1) PAN would not be displayed on website of Stock Exchange(s).
- (2) The above format needs to disclose name of all holders holding more than 1% of total number of shares
- (3) W.r.t. the information pertaining to Depository Receipts, the same may be disclosed in the respective columns to the extent information available.






Table V- Statement showing details of significant beneficial owners

Sr. No.	Details of the significant beneficial owner (I)			Details of the registered owner (II)			Particulars of the shares in which significant beneficial interest is held by the beneficial owner (III)		Date of creation/acquisition of significant beneficial interest (IV)
	Name	PAN	Nationality	Name	PAN	Nationality	Number of shares	Shareholding as a % of total no. of shares (calculated as per SCRR, 1957) As a % of (A+B+C2)	
1	Mr.D.ASHOK	ABVPD5737F	INDIAN	NAV DEVELOPERS LIMITED	AAACN7350B	INDIAN	1,60,93,517	9.84	29.01.1996

Note: Mr. D. Ashok is having shares in the Company both directly and indirectly. He is having 1.36% of shares directly, 9.84% of shares indirectly through Nav Developers Limited for which he gave declaration under Section 90 of the Companies Act, 2013 on September 23, 2019.

For NAVA BHARAT VENTURES LIMITED


VSN Raju
Company Secretary &
Vice President