

# NAVA BHARAT VENTURES LIMITED

NAVA BHARAT CHAMBERS, RAJ BHAVAN ROAD, HYDERABAD-500082, TELANGANA, INDIA

NAVA BHARAT

NBV/SECTL/ 4B /2021-22

April 2, 2021

National Stock Exchange of India Limited  
Exchange Plaza, 5<sup>th</sup> Floor,  
Plot No.C/1, G Block  
Bandra Kurla Complex, Bandra (E)  
MUMBAI – 400 051  
NSE Symbol : 'NBVENTURES'

Department of Corp.Services  
BSE Limited  
Phiroze Jeejeebhoy Towers,  
Dalal Street  
MUMBAI – 400 001  
Scrip Code : '513023'/'NBVENTURE'

Dear Sir,


**Sub: Shareholding pattern for the quarter ended March 31, 2021.**

--o0o--

Please find enclosed the shareholding pattern as on March 31, 2021, pursuant to Regulation 31 (b) of SEBI (Listing Obligations and Disclosure Requirements) Regulations, 2015 in the prescribed format, for your kind information and records.

Thanking you,

Yours faithfully  
for Nava Bharat Ventures Limited



VSN Raju  
Company Secretary  
& Vice President

Encl: as above.

Shareholding Pattern for Q4 ended on March 31, 2021			
1	Name of Listed Entity	Nava Bharat Ventures Limited	
2	Scrip Code/Name of Scrip/Class of Security	NSE: 'NBVENTURES/EQUITY	
		BSE: '513023'/NBVENTURES/EQUITY	
3	Shareholding Pattern Filed under Reg.31(1)(a)/Reg.31(1)(b)/Reg.31(1) (c)	Regulation 31(1)(b)	
	a. If under 31(1)(b) then indicate the report for Quarter ending	Quarter ending March 31, 2021	
	b. If under 31(1)(c) then indicate date of allotment/extinguishment	Not Applicable	
4	Declaration: The Listed entity is required to submit the following declaration to the extent of submission of information:		
	<b>Particulars</b>	<b>Yes</b>	<b>No</b>
	1. Whether the Listed Entity has issued any partly paid up shares?		No
	2. Whether the Listed Entity has issued any Convertible Securities ?		No
	3. Whether the Listed Entity has issued any Warrants ?		No
	4. Whether the Listed Entity has any shares against which depository receipts are issued?		No
	5. Whether the Listed Entity has any shares in locked-in?		No
	6. Whether any shares held by promoters are pledge or otherwise encumbered?		No
	7. Whether company has equity shares with differential voting rights?		No
	8. Whether the listed entity has any significant beneficial owner?	Yes	
5	The tabular format for disclosure of holding of specified securities is as follows:-		

For NAVA BHARAT VENTURES LIMITED


  
 VSN Raju  
 Company Secretary &  
 Vice President

Table I - Summary Statement holding of specified securities

Category	Category of Shareholder	Nos. of Shareholders	No. of fully paid-up Equity Shares held	No. of Partly paid-up Equity Shares held	No. of Shares underlying Depository Receipts	Total Nos. shares held	Shareholding as a % total no. of shares (calculated as per SCRR, 1957)	Number of Voting Rights held in each class of securities				No. of Shares underlying Outstanding Convertible Securities (including Warrants)	Shareholding as a % assuming full conversion of convertible securities (as a % of diluted share capital)	Number of Locked in Shares		Number of shares pledged or otherwise encumbered		Number of Equity Shares held in dematerialized form
								No. of Voting Rights			Total as a % of (A+B+C)			No.	As a % of total shares held	No.	As a % of total shares held	
								Class	Class	Total								
(I)	(II)	(III)	(IV)	(V)	(VI)	(VII) = (IV) + (V) + (VI)	(VIII) As a % of (A+B+C2)	(IX)				(X)	(XI) = (VII)+(X) As a % of (A+B+C2)	(XII)		(XIII)		(XIV)
(A)	Promoter & Promoter Group	16	7,12,04,301	0	0	7,12,04,301	45.53	7,12,04,301	0	7,12,04,301	45.53	0	45.53	0	0.00	0	0.00	7,12,04,301
(B)	Public	47,284	8,51,89,496	0	0	8,51,89,496	54.47	8,51,89,496	0	8,51,89,496	54.47	0	54.47	0	0.00		NA	8,42,65,600
(C)	Non Promoter - Non Public																NA	
(C1)	Shares underlying DRs	0	0	0	0	0	NA	0	0	0	0.00	0	NA	0	0.00		NA	0
(C2)	Shares held by Employee Trusts	0	0	0	0	0	0.00	0	0	0	0.00	0	0.00	0	0.00		NA	0
	<b>Total</b>	<b>47,300</b>	<b>15,63,93,797</b>	<b>0</b>	<b>0</b>	<b>15,63,93,797</b>	<b>100.00</b>	<b>15,63,93,797</b>	<b>0</b>	<b>15,63,93,797</b>	<b>100.00</b>	<b>0</b>	<b>100.00</b>	<b>0</b>	<b>0.00</b>	<b>0</b>	<b>0</b>	<b>15,54,69,901</b>




Table II - Statement showing shareholding pattern of the Promoter and Promoter Group

	Category & Name of the Shareholder(s)	PAN	No. of shareholders	No. of fully paid-up Equity Shares held	No. of Partly paid-up Equity Shares held	Nos. of Shares underlying Depository Receipts	Total Nos. shares held	Shareholding % calculated as per SCRR, 1957	Number of Voting Rights held in each class of securities				No. of Shares underlying Outstanding Convertible Securities (including Warrants)	Shareholding as a % assuming full conversion of convertible securities (as a % of diluted share capital)	Number of Locked in Shares		Number of shares pledged or otherwise encumbered		Number of Equity Shares held in dematerialized form
									No. of Voting Rights			Total as a % of Total Voting rights			No.	As a % of total shares held	No.	As a % of total shares held	
									Class Equity	Class Pref.	Total								
	(I)	(II)	(III)	(IV)	(V)	(VI)	(VII = IV+V+VI)	As a % of (A+B+C2)(VIII)	(IX)				(X)	(XI) = (VII) + (X) As a % of A+B+C2	(XII)		(XIII)		(XIV)
(1)	Indian																		
(a)	Individuals/Hindu Undivided Family		10	3,12,01,223	0	0	3,12,01,223	19.95	3,12,01,223	0	3,12,01,223	19.95	0	19.95	0	0.00	0	0.00	3,12,01,223
	Name :																		
	Promoter:																		
	Mr. Ashok Devineni	ABVPD5737F		22,26,000	0	0	22,26,000	1.42	22,26,000	0	22,26,000	1.42	0	1.42	0	0.00	0	0.00	22,26,000
	Promoter group:																		
	Mr. Trivikrama Prasad Pinnamaneni	AENPP0497F		31,50,488	0	0	31,50,488	2.01	31,50,488	0	31,50,488	2.01	0	2.01	0	0.00	0	0.00	31,50,488
	Mr. Trivikrama Prasad Pinnamaneni (HUF)	AAGHP6929M		7,02,630	0	0	7,02,630	0.45	7,02,630	0	7,02,630	0.45	0	0.45	0	0.00	0	0.00	7,02,630
	Mrs. Ramaa Devineni	ACGPD0277Q		5,23,230	0	0	5,23,230	0.34	5,23,230	0	5,23,230	0.34	0	0.34	0	0.00	0	0.00	5,23,230
	Mrs. Rajashree Pinnamaneni	AAOPP2417L		69,97,556	0	0	69,97,556	4.47	69,97,556	0	69,97,556	4.47	0	4.47	0	0.00	0	0.00	69,97,556
	Mr. Ashwin Devineni	AFKPD8659R		41,72,789	0	0	41,72,789	2.67	41,72,789	0	41,72,789	2.67	0	2.67	0	0.00	0	0.00	41,72,789
	Mr. Devineni Nikhil	AMWPD4181F		25,50,000	0	0	25,50,000	1.63	25,50,000	0	25,50,000	1.63	0	1.63	0	0.00	0	0.00	25,50,000
	Mrs. Bhaktapriya Devineni	ACYPD2219G		98,12,900	0	0	98,12,900	6.28	98,12,900	0	98,12,900	6.28	0	6.28	0	0.00	0	0.00	98,12,900
	Dr. Rajasekhar Devineni jointly with Mr. Ashok Devineni	AAKPD7740C		15,630	0	0	15,630	0.01	15,630	0	15,630	0.01	0	0.01	0	0.00	0	0.00	15,630
	Mrs. Niima Alluri	AAKPA8609F		10,50,000	0	0	10,50,000	0.67	10,50,000	0	10,50,000	0.57	0	0.67	0	0.00	0	0.00	10,50,000
(b)	Central Government/State Government(s)		0	0	0	0	0	0.00	0	0	0	0.00	0	0.00	0	0.00	0	0.00	0
(c)	Financial Institutions/Banks		0	0	0	0	0	0.00	0	0	0	0.00	0	0.00	0	0.00	0	0.00	0
(d)	Any Other(specify)																		
	Name :																		
	Bodies Corporate		6	4,00,03,078	0	0	4,00,03,078	25.58	4,00,03,078	0	4,00,03,078	25.58	0	25.58	0	0.00	0	0.00	4,00,03,078
	Promoter group:																		
	Nav Developers Limited	AAACN7350B		1,60,93,517	0	0	1,60,93,517	10.29	1,60,93,517	0	1,60,93,517	10.29	0	10.29	0	0.00	0	0.00	1,60,93,517
	A.N.Investments Private Limited	AABCA9109Q		94,79,825	0	0	94,79,825	6.06	94,79,825	0	94,79,825	6.06	0	6.06	0	0.00	0	0.00	94,79,825
	S.R.T.Investments Private Limited	AACCS8358J		73,79,756	0	0	73,79,756	4.72	73,79,756	0	73,79,756	4.72	0	4.72	0	0.00	0	0.00	73,79,756
	A9 Homes Private Limited	AAECM5096P		25,74,000	0	0	25,74,000	1.65	25,74,000	0	25,74,000	1.65	0	1.65	0	0.00	0	0.00	25,74,000
	V9 Avenues Private Limited	AAECM4722C		22,19,980	0	0	22,19,980	1.42	22,19,980	0	22,19,980	1.42	0	1.42	0	0.00	0	0.00	22,19,980
	AV Dwellings Private Limited	AAECM4721B		22,56,000	0	0	22,56,000	1.44	22,56,000	0	22,56,000	1.44	0	1.44	0	0.00	0	0.00	22,56,000
	Sub-Total(A)(1)		16	7,12,04,301	0	0	7,12,04,301	45.53	7,12,04,301	0	7,12,04,301	45.53	0	45.53	0	0.00	0	0.00	7,12,04,301
(2)	Foreign																		
(a)	Individuals		0	0	0	0	0	0.00	0	0	0	0.00	0	0.00	0	0.00	0	0.00	0
(b)	Government		0	0	0	0	0	0.00	0	0	0	0.00	0	0.00	0	0.00	0	0.00	0
(c)	Institutions		0	0	0	0	0	0.00	0	0	0	0.00	0	0.00	0	0.00	0	0.00	0
(d)	Foreign Portfolio Investor		0	0	0	0	0	0.00	0	0	0	0.00	0	0.00	0	0.00	0	0.00	0
(e)	Any Other (Specify)		0	0	0	0	0	0.00	0	0	0	0.00	0	0.00	0	0.00	0	0.00	0
	Sub-Total (A)(2)		0	0	0	0	0	0.00	0	0	0	0.00	0	0.00	0	0.00	0	0.00	0
	Total Shareholding of Promoter and Promoter Group A = (A)(1) + (A)(2)		16	7,12,04,301	0	0	7,12,04,301	45.53	7,12,04,301	0	7,12,04,301	45.53	0	45.53	0	0.00	0	0.00	7,12,04,301

Details of Shares which remain unclaimed may be given here along with details such as number of shareholders, outstanding shares held in demat/unclaimed suspense account, voting rights which are frozen etc.

Note:

(1) PAN would not be displayed on website of Stock Exchange(s).

(2) The term "Encumbrance" has the same meaning as assigned under regulation 28(3) of SEBI (Substantial Acquisition of Shares and Takeovers) Regulations, 2011.





Table III - Statement showing shareholding pattern of the Public Shareholder

Category & Name of the Shareholders	PAN	No. of shareholders	No. of fully paid-up Equity Shares held	No. of Partly paid-up Equity Shares held	Nos. of Shares underlying Depository Receipts	Total Nos. shares held	Shareholding % calculated as per SCRR, 1957	Number of Voting Rights held in each class of securities				No. of Shares underlying Outstanding Convertible Securities (including Warrants)	Total Shareholding as a % assuming full conversion of convertible securities (as a % of diluted share capital)	Number of Locked in Shares		Number of shares pledged of otherwise encumbered		Number of Equity Shares held in dematerialized form
								No. of Voting Rights			Total as a % of Total Voting rights			No.	As a % of total shares held	No.	As a % of total shares held	
								Class Equity	Class Pref.	Total								
(I)	(II)	(III)	(IV)	(V)	(VI)	(VII = IV+V+VI)	As a % of (A+B+C2) (VIII)	(IX)				(X)	(XI)	(XII)		(XIII)	(XIV)	
(1) Institutions																		
(a) Mutual Funds		4	4,43,653	0	0	4,43,653	0.28	4,43,653	0	4,43,653	0.28	0	0.28	0	0.00	NA		4,43,653
Name (Holding above 1%)																NA		
(b) Venture Capital Funds		0	0	0	0	0	0.00	0	0	0	0.00	0	0.00	0	0.00	NA		0
Name (xyz)																NA		
(c) Alternate Investment Funds		0	0	0	0	0	0.00	0	0	0	0.00	0	0.00	0	0.00	NA		0
Name (xyz)																NA		
(d) Foreign Venture Capital Investors		0	0	0	0	0	0.00	0	0	0	0.00	0	0.00	0	0.00	NA		0
Name (xyz)																NA		
(e) Foreign Portfolio Investors		28	35,15,429	0	0	35,15,429	2.25	35,15,429	0	35,15,429	2.25	0	2.25	0	0.00	NA		35,15,429
Names (Holding above 1%)																NA		
(f) Financial Institutions/Banks		6	13,459	0	0	13,459	0.01	13,459	0	13,459	0.01	0	0.01	0	0.00	NA		10,049
Name (xyz)																NA		
(g) Insurance Companies		0	0	0	0	0	0.00	0	0	0	0.00	0	0.00	0	0.00	NA		0
Name (xyz)																NA		
(h) Provident Funds/Pension Funds		0	0	0	0	0	0.00	0	0	0	0.00	0	0.00	0	0.00	NA		0
Name (xyz)																NA		
(i) Any Other (Specify)		0	0	0	0	0	0.00	0	0	0	0.00	0	0.00	0	0.00	NA		0
Name																NA		
Sub-Total (B)(1)		38	39,72,541	0	0	39,72,541	2.54	39,72,541	0	39,72,541	2.54	0	2.54	0	0.00	NA		39,69,131
(2) Central Government/State Government(s)/ President of India		0	0	0	0	0	0.00	0	0	0	0.00	0	0.00	0	0.00	NA		0
Name (xyz)																NA		
Sub-Total (B)(2)		0	0	0	0	0	0.00	0	0	0	0.00	0	0.00	0	0.00	NA		0



Category & Name of the Shareholders	PAN	No. of shareholders	No. of fully paid-up Equity Shares held	No. of Partly paid-up Equity Shares held	Nos. of Shares underlying Depository Receipts	Total Nos. shares held	Shareholding % calculated as per SCRR, 1957	Number of Voting Rights held in each class of securities				No. of Shares underlying Outstanding Convertible Securities (including Warrants)	Total Shareholding as a % assuming full conversion of convertible securities (as a % of diluted share capital)	Number of Locked in Shares		Number of shares pledged of otherwise encumbered		Number of Equity Shares held in dematerialized form
								No. of Voting Rights			Total as a % of Total Voting rights			No.	As a % of total shares held	No.	As a % of total shares held	
								Class Equity	Class Pref.	Total								
(I)	(II)	(III)	(IV)	(V)	(VI)	(VII = IV+V+VI)	As a % of (A+B+C2) (VIII)	(IX)				(X)	(XI)	(XII)		(XIII)	(XIV)	
(3) Non-institutions																	NA	
(a) Individuals -																		
i. Individual shareholders holding nominal share capital up to ₹ 2/- lakh		46,004	4,10,59,892	0	0	4,10,59,892	26.25	4,10,59,892	0	4,10,59,892	26.25	0	26.25	0	0.00	NA		4,01,59,986
ii. Individual shareholders holding nominal share capital in excess of ₹ 2/- lakhs.		57	2,14,40,729	0	0	2,14,40,729	13.71	2,14,40,729	0	2,14,40,729	13.71	0	13.71	0	0.00	NA		2,14,25,729
Name : (Holding above 1%)																		
Sunitha Vemulapalli	AAIPV6103D	1	20,16,630	0	0	20,16,630	1.29	20,16,630	0	20,16,630	1.29	0	1.29	0	0.00	NA		20,16,630
(b) NBFCs registered with RBI		2	12,100	0	0	12,100	0.01	12,100	0	12,100	0.01	0	0.01	0	0.00	NA		12,100
(c) Employee Trusts		0	0	0	0	0	0.00	0	0	0	0.00	0	0.00	0	0.00	NA		0
(d) Overseas Depositories (holding DRs) (balancing figure)		0	0	0	0	0	0.00	0	0	0	0.00	0	0.00	0	0.00	NA		0
(e) Any Other (Specify)																	NA	
Names :																		
i. Bodies Corporate		316	1,25,05,343	0	0	1,25,05,343	8.00	1,25,05,343	0	1,25,05,343	8.00	0	8.00	0	0.00	NA		1,25,05,003
NBVL-BUYBACK OFFER 2021 -	AAACN7327C	1	76,50,607	0	0	76,50,607	4.89	76,50,607	0	76,50,607	4.89	0	4.89	0	0.00	NA		76,50,607
ii. Nava Bharat Ventures Limited - Unclaimed Suspense A/c		1	5,65,140	0	0	5,65,140	0.36	5,65,140	0	5,65,140	0.36	0	0.36	0	0.00	NA		5,65,140
iii. Directors and Relatives		13	8,41,157	0	0	8,41,157	0.54	8,41,157	0	8,41,157	0.54	0	0.54	0	0.00	NA		8,41,157
iv. Clearing Members		148	10,79,252	0	0	10,79,252	0.69	10,79,252	0	10,79,252	0.69	0	0.69	0	0.00	NA		10,79,252
v. Trusts		2	38,460	0	0	38,460	0.02	38,460	0	38,460	0.02	0	0.02	0	0.00	NA		38,460
vi. Non Resident Indians - Repatriable		460	8,58,583	0	0	8,58,583	0.55	8,58,583	0	8,58,583	0.55	0	0.55	0	0.00	NA		8,53,343
vii. Non Resident Indians - Non Repatriable		242	22,01,550	0	0	22,01,550	1.41	22,01,550	0	22,01,550	1.41	0	1.41	0	0.00	NA		22,01,550
viii. IEPF		1	6,14,749	0	0	6,14,749	0.39	6,14,749	0	6,14,749	0.39	0	0.39	0	0.00	NA		6,14,749
<b>Sub-Total (B)(3)</b>		<b>47,246</b>	<b>8,12,16,955</b>	<b>0</b>	<b>0</b>	<b>8,12,16,955</b>	<b>51.93</b>	<b>8,12,16,955</b>	<b>0</b>	<b>8,12,16,955</b>	<b>51.93</b>	<b>0</b>	<b>51.93</b>	<b>0</b>	<b>0.00</b>	<b>0</b>		<b>8,02,96,469</b>
<b>Total Public Shareholding (B) = (B)(1)+(B)(2)+(B)(3)</b>		<b>47,284</b>	<b>8,51,89,496</b>	<b>0</b>	<b>0</b>	<b>8,51,89,496</b>	<b>54.47</b>	<b>8,51,89,496</b>	<b>0</b>	<b>8,51,89,496</b>	<b>54.47</b>	<b>0</b>	<b>54.47</b>	<b>0</b>	<b>0.00</b>	<b>NA</b>		<b>8,42,65,600</b>

Details of the shareholders acting as persons in Concert including their Shareholding (No. and %).

Details of Shares which remain unclaimed may be given here along with details such as number of shareholders, outstanding shares held in demat/unclaimed suspense account, voting rights which are frozen etc.: 5,65,140 Equity Shares (0.36%) are held in the name of 'Nava Bharat Ventures Limited - Unclaimed Suspense Account' against 1,227 Shareholders in demat form as on March 31, 2021.

Note: (1) PAN would not be displayed on website of Stock Exchange(s)  
(2) The above format needs to be disclosed along with the name of following persons: Institutions/Non Institutions holding more than 1% of total number of shares





Table IV - Statement showing shareholding pattern of the Non Promoter - Non Public Shareholder

	Category & Name of the Shareholder(s)	PAN	No. of share-holders	No. of fully paid-up Equity Shares held	Partly paid-up Equity Shares held	Nos. of Shares underlying Depository Receipts	Total Nos. shares held	Shareholding % calculated as per SCRR, 1957	Number of Voting Rights held in each class of securities				No. of Shares underlying Outstanding Convertible Securities (including Warrants)	Total Shareholding as a % assuming full conversion of convertible securities (as a % of diluted share capital)	Number of Locked in Shares		Number of shares pledged or otherwise encumbered		Number of Equity Shares held in dematerialized form
									No. of Voting Rights			Total as a % of Total Voting rights			No.	As a % of total shares held	No.	As a % of total shares held	
									Class	Class	Total								
									Equity	Pref.					(a)	(b)	(a)	(b)	
(I)	(II)	(III)	(IV)	(V)	(VI)	(VII = IV+V+VI)	As a % of (A+B+C2) (VIII)	(IX)				(X)	(XI) = (VII) + (X) As a % of A+B+C2	(XII)		(XIII)	(XIV)		
(1)	Custodian/DR Holder Name of DR Holder (if available)																		
(a)	(i) abc...		0	0	0	0	0	0	0	0	0	0.00	0	0.00	0	0.00	NA	0	
	(ii) efg...		0	0	0	0	0	0	0	0	0	0.00	0	0.00	0	0.00	NA	0	
(2)	Employee Benefit Trust (under SEBI (Share based Employee Benefit Regulations, 2014)																NA		
(a)	Name : Total Non-Promoter - Non Public Shareholding (C) = (C)(1) + (C)(2)		0	0	0	0	0	0.00	0	0	0	0.00	0	0.00	0	0.00	NA	0	

Note

- (1) PAN would not be displayed on website of Stock Exchange(s).  
 (2) The above format needs to disclose name of all holders holding more than 1% of total number of shares  
 (3) W.r.t. the information pertaining to Depository Receipts, the same may be disclosed in the respective columns to the extent information available.



**Table V- Statement showing details of significant beneficial owners**

Sr. No.	Details of the significant beneficial owner (I)			Details of the registered owner (II)			Particulars of the shares in which significant beneficial interest is held by the beneficial owner (III)		Date of creation/acquisition of significant beneficial interest (IV)
	Name	PAN	Nationality	Name	PAN	Nationality	Number of shares	Shareholding as a % of total no. of shares (calculated as per SCRR, 1957) As a % of (A+B+C2)	
1	Mr..ASHOK DEVINENI	ABVPD5737F	INDIAN	NAV DEVELOPERS LIMITED	AAACN7350B	INDIAN	1,60,93,517	10.29	29.01.1996

Note: Mr. Ashok Devineni is having shares in the Company both directly and indirectly. He is having 1.42% of shares directly, 10.29% of shares indirectly through Nav Developers Limited for which he gave declaration under Section 90 of the Companies Act, 2013 on September 23, 2019.

For NAVA BHARAT VENTURES LIMITED



VSN Raju  
Company Secretary &  
Vice President